




TWO SEPARATE FRAMES SOLUTION
for new lines



ONE SINGLE FRAME SOLUTION
for existing lines



*First DieTronic facility in Via Cavalier Angelo Manzoni
28, Sant'Angelo Lodigiano 26866 (LO) , Z.I. Maiano*



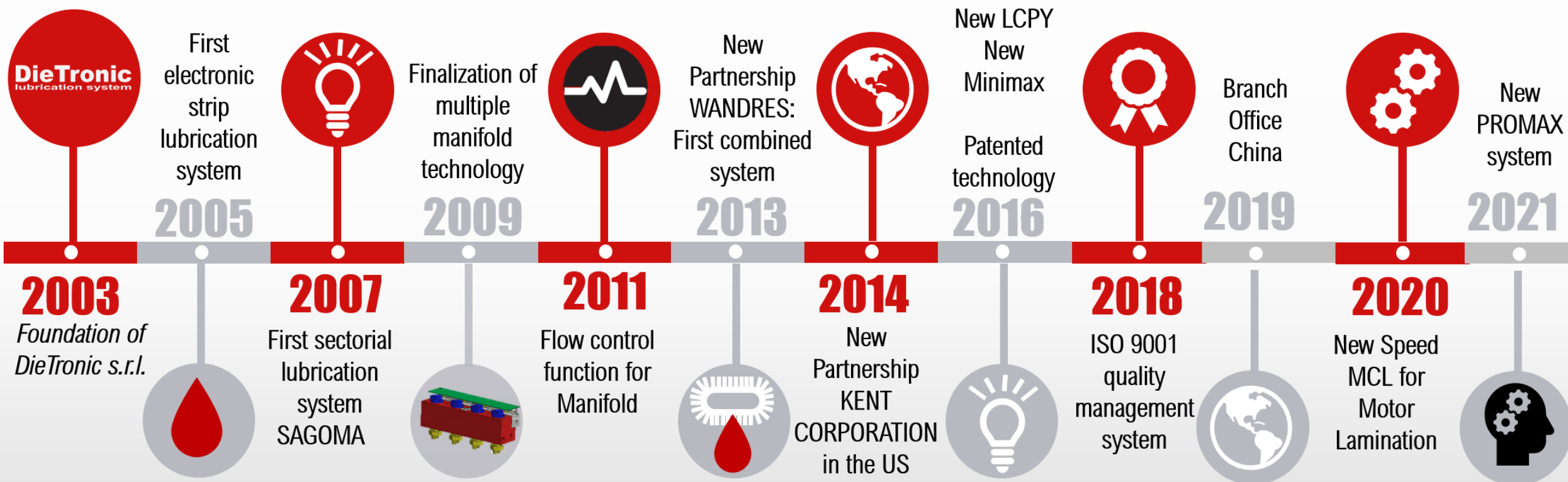
DieTronic consolidated technology is the result of years of research, development and improvement

OUR HISTORY

DieTronic was founded in 2003 thanks to the consolidated know-how and forward-looking vision of its founders, who desired to provide advanced automatic lubrication systems of the highest quality for different metal-forming applications.

Thanks to our over fifteen-years experience, we have been able to develop a consolidated and patented technology, with an internal efficient quality management system certified also by the achievement of ISO 9001:2015.

OUR HISTORY



ABOUT US

- 2000 m² plant
- +20 years experience
- >1000 machines produced



*The new DieTronic plant in Via Madre Teresa di Calcutta 9-13,
Sant'Angelo Lodigiano 26866 (LO) , Z.I. Malpensata*

OFFICES



PRODUCTION



WAREHOUSE





DieTronic agents and distributors network

GLOBAL PRESENCE

DieTronic boasts a long series of collaborations and partnerships with companies and well-known factories in Italy as well as in Europe and all over the world.

Our distribution network offers support to the customer starting from the consultancy to the assistance and maintenance, also through remote assistance.

REFERENCES AUTOMOTIVE OEM



General Motors



RIVIAN



REFERENCES AUTOMOTIVE T1 AND T2



REFERENCES INTEGRATOR



GÜDEL



FAGOR



HYUNDAI

Rotem

Nidec
ARISA



JIER



saronni s.p.a.



NOVASTILMEC s.p.a.
Co-Processing Equipment

T:mac
since 1975

REFERENCES APPLIANCE



B/S/H/



AGA RANGEmaster

gorenjegroup
Gorenje GALO, d.o.o.

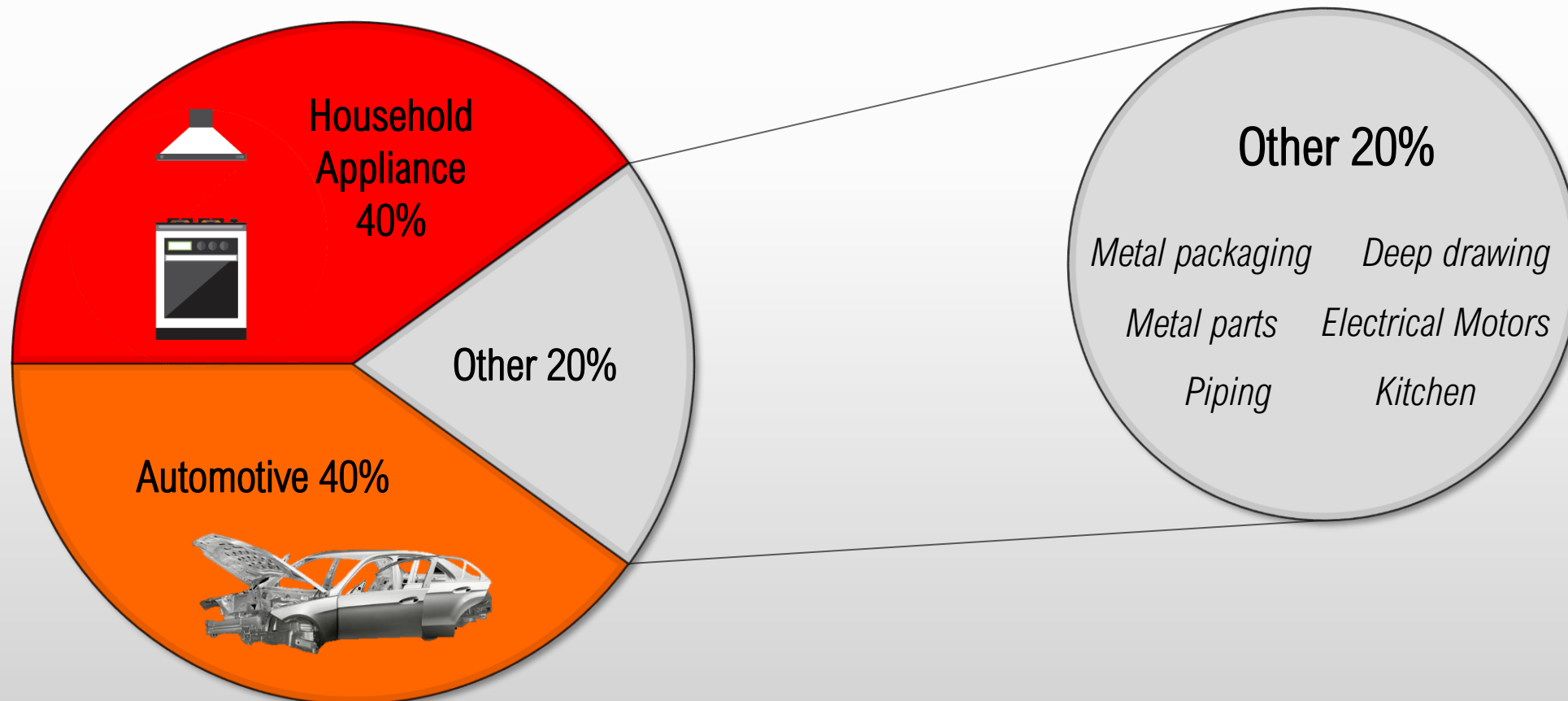
Amica



VESTEL

APPLICATION FIELDS

We are suppliers of lubrication systems for different sheet metal-forming applications, mainly for the Automotive and Household Appliance.



DIETRONIC ESSENTIALS

A SOLUTION FOR EVERY APPLICATION

PROGRESSIVE
STAMPING

ROLLS & PROMAX
100-800 mm



HOUSEHOLD
APPLIANCE



AUTOMOTIVE
(TIER 1, 2)

EPC & SAGOMA
1000-2000 mm



AUTOMOTIVE
(OEM)

COMBI
2000-5000 mm



DieTronic

lubricating technology

COMPARISON BETWEEN WET WASHING MACHINE VS DRY CLEANER + REOILER

THE ADVANTAGES



IMPROVE QUALITY



REDUCE COSTS



BE SAFE



BE ENVIROMENTAL FRIENDLY

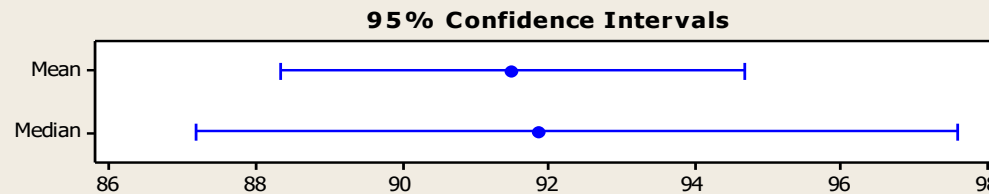

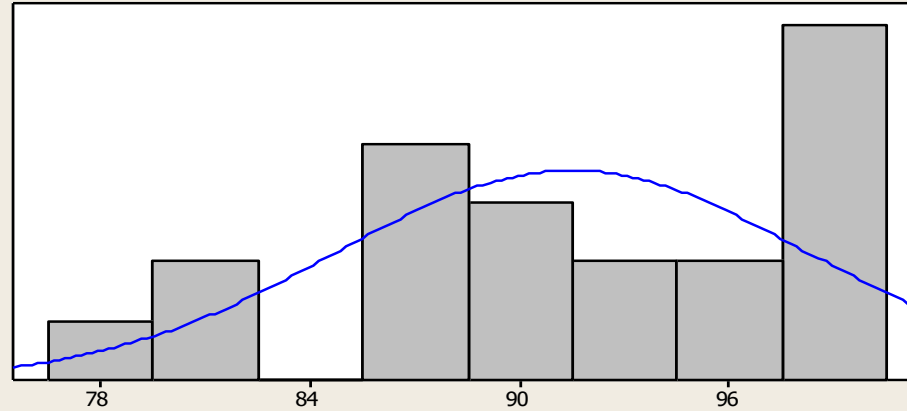
ADVANTAGES OF DRY CLEANER AND SECTORIAL REOILER MACHINE

- LOWER INVEST
- LOW OPERATION COST
- COMPLETE ELIMINATION OF ENVIRONMENTAL COMPLIANCE
- INCREASE THE QUALITY OF CLEANING THAN WASHING ON STEEL AND ALUMINUM
- REDUCTION OF SCRAPS
- SAVING OF OIL
- FLEXIBILITY OF OILING AREA AND QUANTITY ACCORDING TO THE SHAPE OF THE PARTS
- REDUCE DOWNTIMES
- PERFECT ALUMINUM CLEANING, MIX STEEL/ALUMINUM WITHOUT PROBLEM
- HIGH AND CONSTANT CLEANING QUALITY, WITHOUT RE-ADJUSTMENT
- EASY INTEGRATION IN EXISTING AND NEW LINE

CLEANING PERFORMANCE OF WASHING MACHINE

EUROPEAN OEM CUSTOMER TESTIMONIAL

Graphical Summary for % Dirt Removed - BSP L-21 Triton Washer



Anderson-Darling Normality Test

A-Squared	0.59
P-Value	0.108

Mean	91.487
StDev	6.768
Variance	45.803
Skewness	-0.551566
Kurtosis	-0.707051
N	20

Minimum	77.273
1st Quartile	86.256
Median	91.861
3rd Quartile	97.996
Maximum	99.568

95% Confidence Interval for Mean

Lower Bound	88.319
Upper Bound	94.654

95% Confidence Interval for Median

Lower Bound	87.182
Upper Bound	97.591

95% Confidence Interval for StDev

Lower Bound	5.147
Upper Bound	9.885

Min.
Cleaning
Performance

average


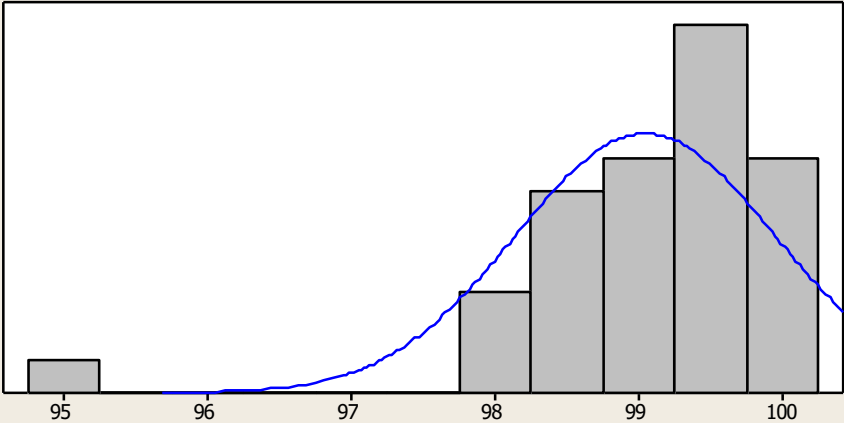
Max. Cleaning
Performance

Cleaning performance **minimum: % 77**, maximum: %99', average %91.

CLEANING PERFORMANCE OF DRY CLEANING MACHINE

EUROPEAN OEM CUSTOMER TESTIMONIAL

Graphical Summary for % Dirt Removed - Cuautitlin Wandres System



Anderson-Darling Normality Test	
A-Squared	1.60
P-Value <	0.005
Mean	99.042
StDev	0.903
Variance	0.815
Skewness	-2.56488
Kurtosis	9.78516
N	35
Minimum	95.114
1st Quartile	98.603
Median	99.266
3rd Quartile	99.662
Maximum	100.000
95% Confidence Interval for Mean	
	98.732 99.352
95% Confidence Interval for Median	
	98.849 99.452
95% Confidence Interval for StDev	
	0.730 1.182

Min. Cleaning
Performance

Average

Max. Cleaning
Performance

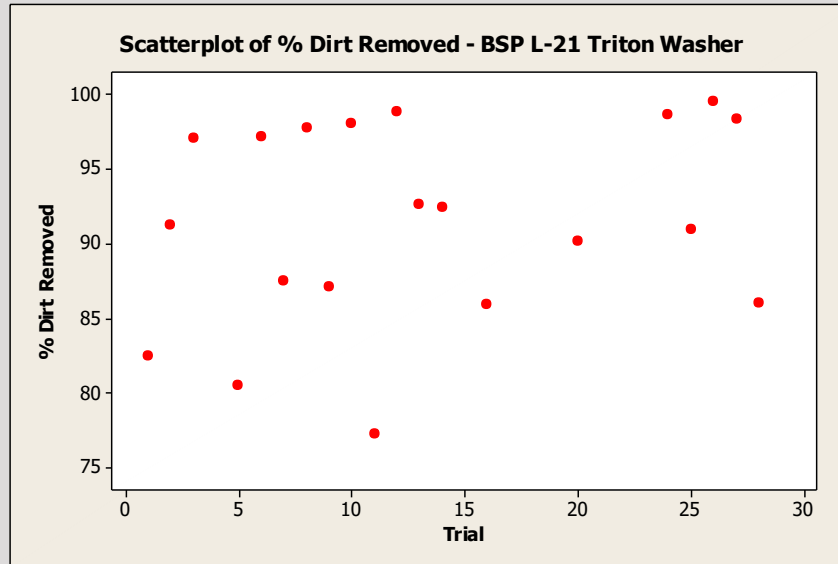


Cleaning performance **minimum: % 98,6** , maximum: %99,6', average %99,2.

COMPARISON CLEANING QUALITY WITH WASHING MACHINE

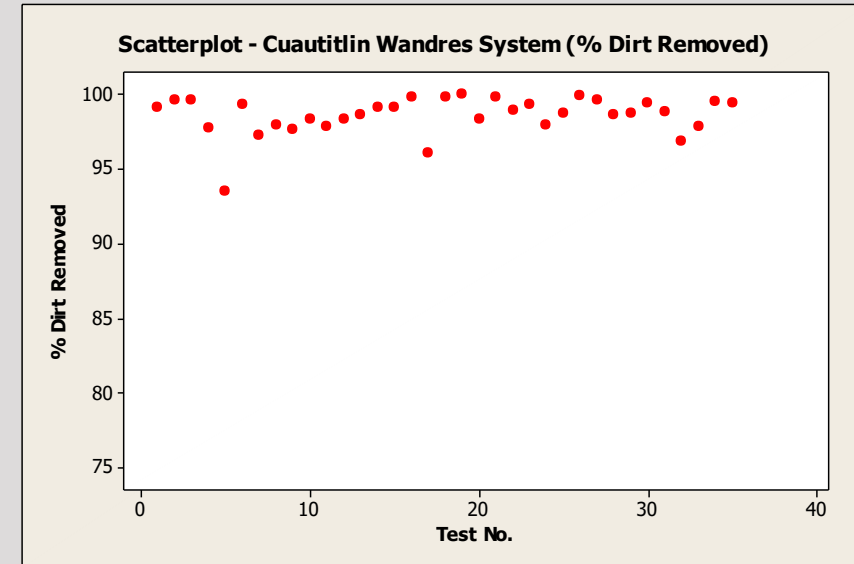
EUROPEAN OEM CUSTOMER TESTIMONIAL

Washing Machine



91.5% Dirt Removed (Mean)

Dry Cleaner –COMBI MACHINE



99.0% Dirt Removed (Mean)

ACP unit measured dirt particles ranging from 5 to 400 microns



FAT Brush machine report

Result of measurement of the spot number 4 after cleaning

Device used to collect the particles from the blank



Spot 4 particles collection



Spot 4 particles measurement result

FAT Brush machine report

Result of measurement of the spot number 4 after cleaning

Number of particles greater than 50 μm to find after the cleaning in order to pass the FAT:

$$782 - 98\% = 15,64 \simeq 16$$

Number of particles greater than 50 μm found on spot number 4:

12

Percentage of cleaning performances:

$$(12/782) * 100 = 1,5$$

$$100 - 1,5 = 98,5 \%$$

COMPARISON CLEANING QUALITY WITH WASHING MACHINE

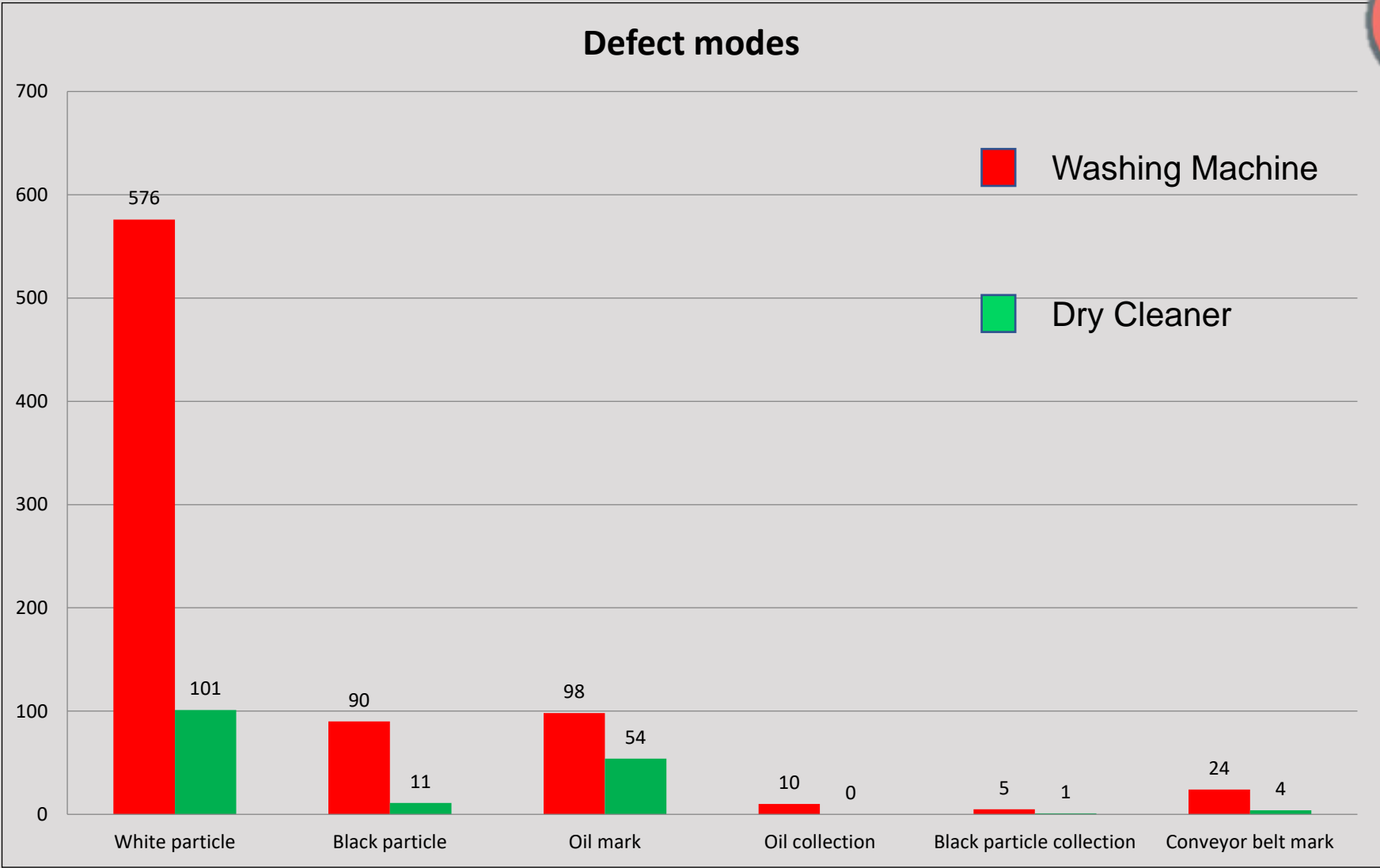
EUROPEAN OEM CUSTOMER
TESTIMONIAL

			WET WASHER							DRY CLEANER											
	Date	Surface	Examined Surface	White particle	Black particle	Oil mark	Oil collection	Black particle collection	Conveyor belt mark	white particle	Black particle	Oil mark	Oil ponding	Black particle collection	Belt oil oark						
1	13.08.2010	No. 1	top	12	0	16	0	0	0	0	0	5	0	0	0						
			bottom	7	0	4	0	0	0	0	0	0	0	0	0						
2	16.08.2010	No. 2	top	52	0	13	0	0	0	1	3	0	0	0	0						
			bottom	3	12	4	0	4	0	2	4	0	0	1	0						
3	16.08.2010	No. 3	top	0	8	1	0	0	0	0	2	2	0	0	0						
			bottom	0	6	--	1	1	0	0	1	3	0	0	0						
4	18.08.2010	No. 4	top	84	15	14	0	0	0	3	0	11	0	0	0						
			bottom	10	20	2	0	0	4	5	0	3	0	0	0						
5	20.08.2010	No. 5	top	11	5	0	0	0	4	2	0	7	0	0	2						
			bottom	4	0	2	0	0	3	3	0	0	0	0	0						
6	27.08.2010	No. 6	top	17	0	10	2	0	3	2	0	2	0	0	2						
			bottom	8	0	10	3	0	1	3	0	2	0	0	0						
7	30.08.2010	No. 7	top	0	3	2	1	0	3	10	0	3	0	0	0						
			bottom	6	12	0	0	0	0	5	0	0	0	0	0						
8	30.08.2010	No. 8	top	59	4	3	0	0	0	10	0	7	0	0	0						
			bottom	88	0	0	0	0	0	26	0	0	0	0	0						
9	01.09.2010	No. 9	top	17	0	2	0	0	3	3	0	0	0	0	0						
			bottom	31	0	1	1	0	0	4	1	0	0	0	0						
10	01.09.2010	No. 10	top	63	0	8	0	0	0	3	0	7	0	0	0						
			bottom	88	0	0	0	0	0	10	0	0	0	0	0						
11	02.09.2010	No. 11	top	16	5	6	2	0	3	9	0	2	0	0	0						
			bottom	0	0	0	0	0	0	0	0	0	0	0	0						
		General Assessment	top	331	40	75	5	0	16	43	5	46	0	0	4	87%	88%	39%	100%	--	75%
			bottom	245	50	23	5	5	8	58	6	8	0	1	0	76%	88%	65%	100%	80%	100%
			Total	576	90	98	10	5	24	101	11	54	0	1	4	82%	88%	45%	100%	80%	83%



COMPARISON CLEANING QUALITY WITH WASHING MACHINE


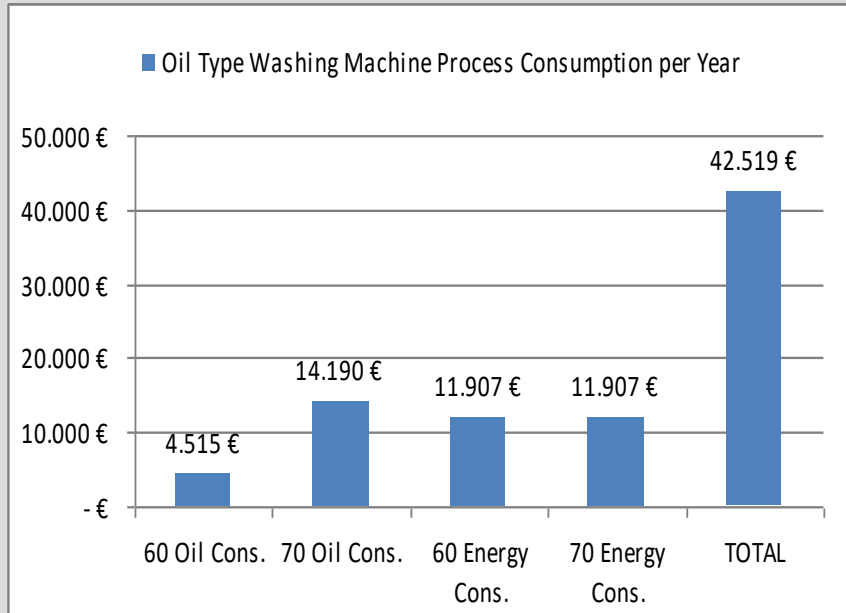
EUROPEAN OEM CUSTOMER
TESTIMONIAL



COST COMPARISON WITH WASHING MACHINE



Washing Machine Cost Information



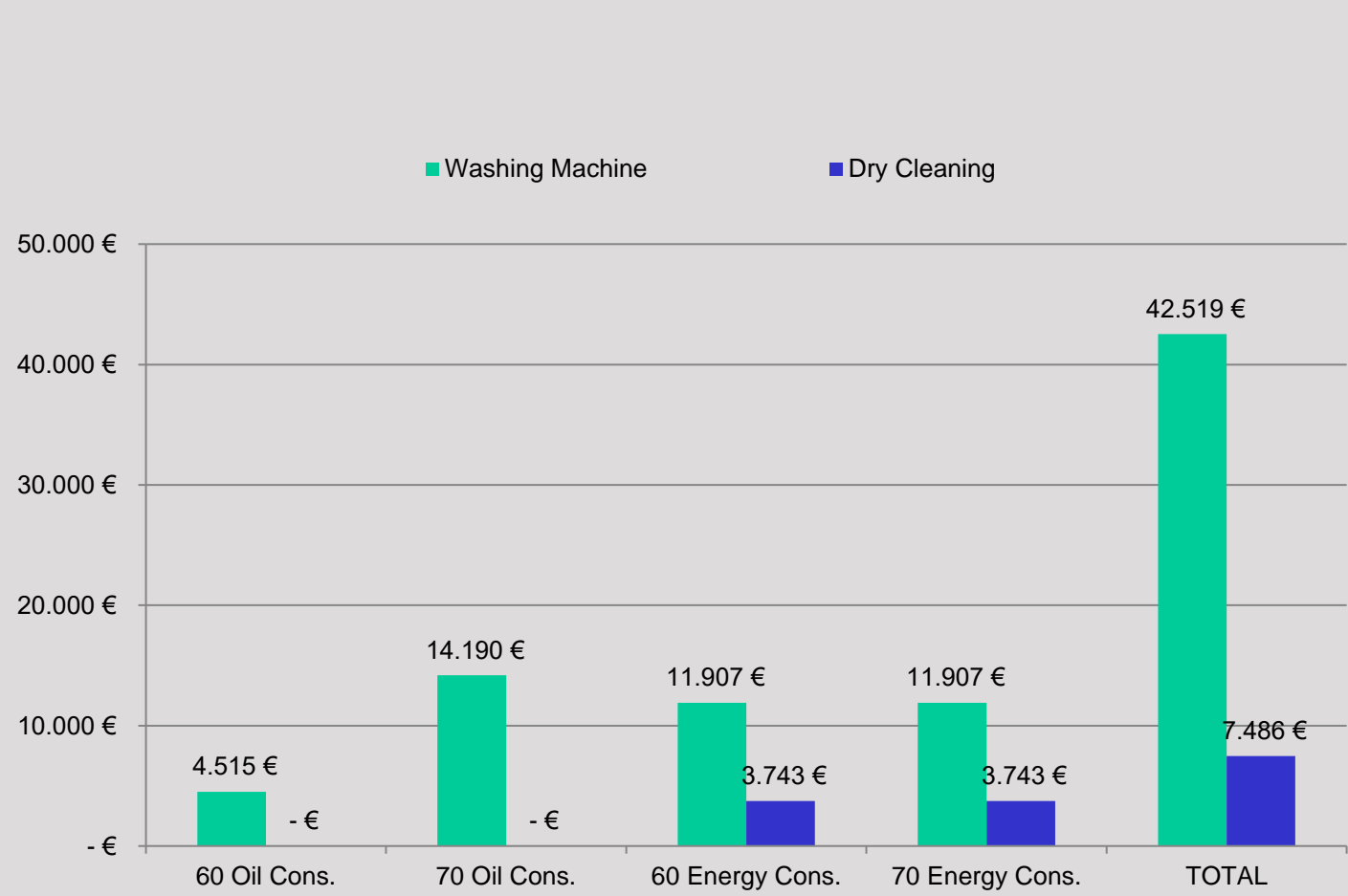
- Cause of having large (4.200mm) rollers, washing machine have powerful motor and also have additional motors for heating oil. (60 - 1° Shift, 70 - 2° Shift)
- On the other hand there are some maintenance cost per year.

• **Press Lines washing machine total cost per year is 86.519 €**

EUROPEAN OEM CUSTOMER
TESTIMONIAL

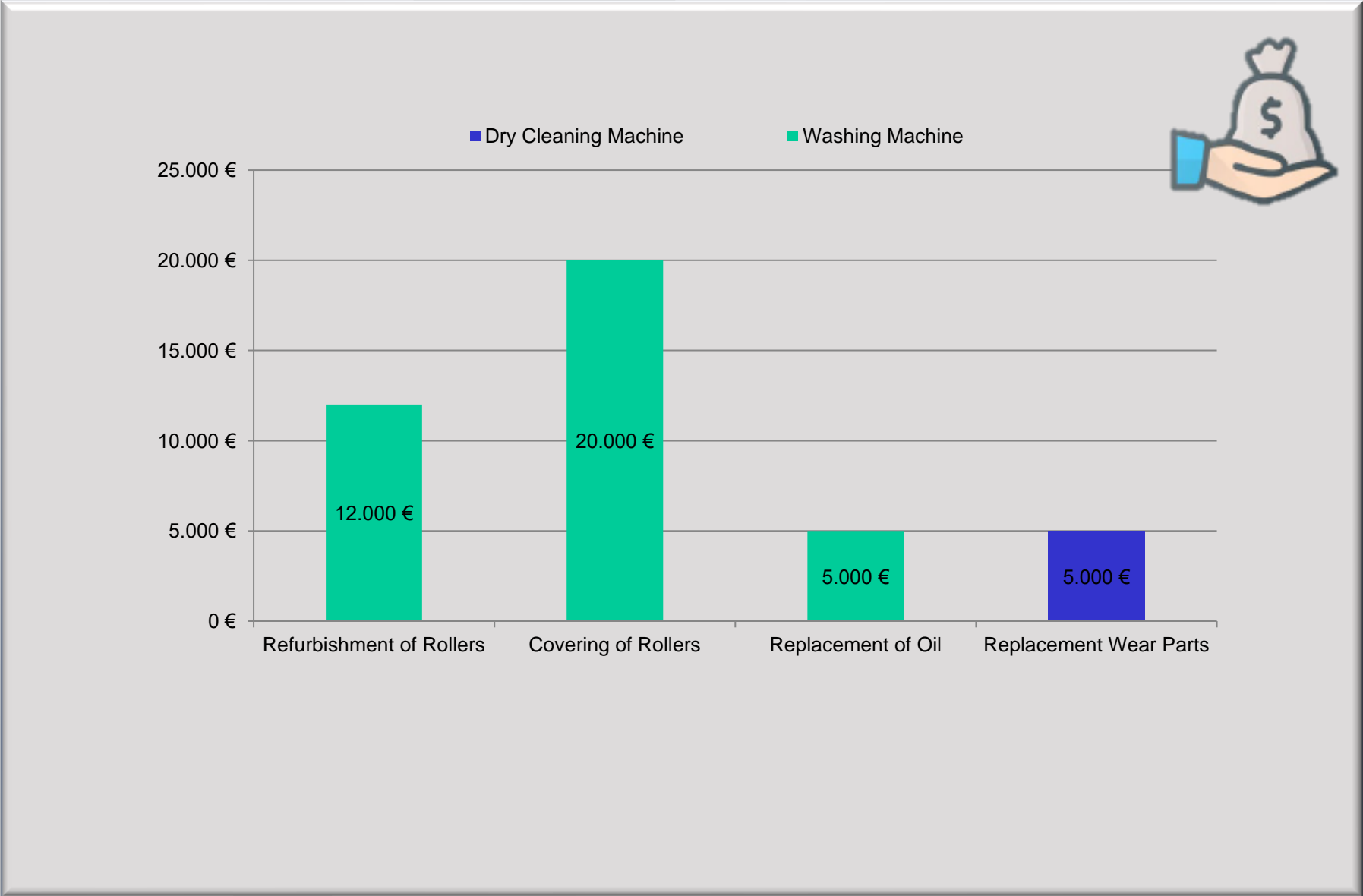
OPERATION COST COMPARISON WITH WASHING MACHINE

EUROPEAN OEM CUSTOMER
TESTIMONIAL



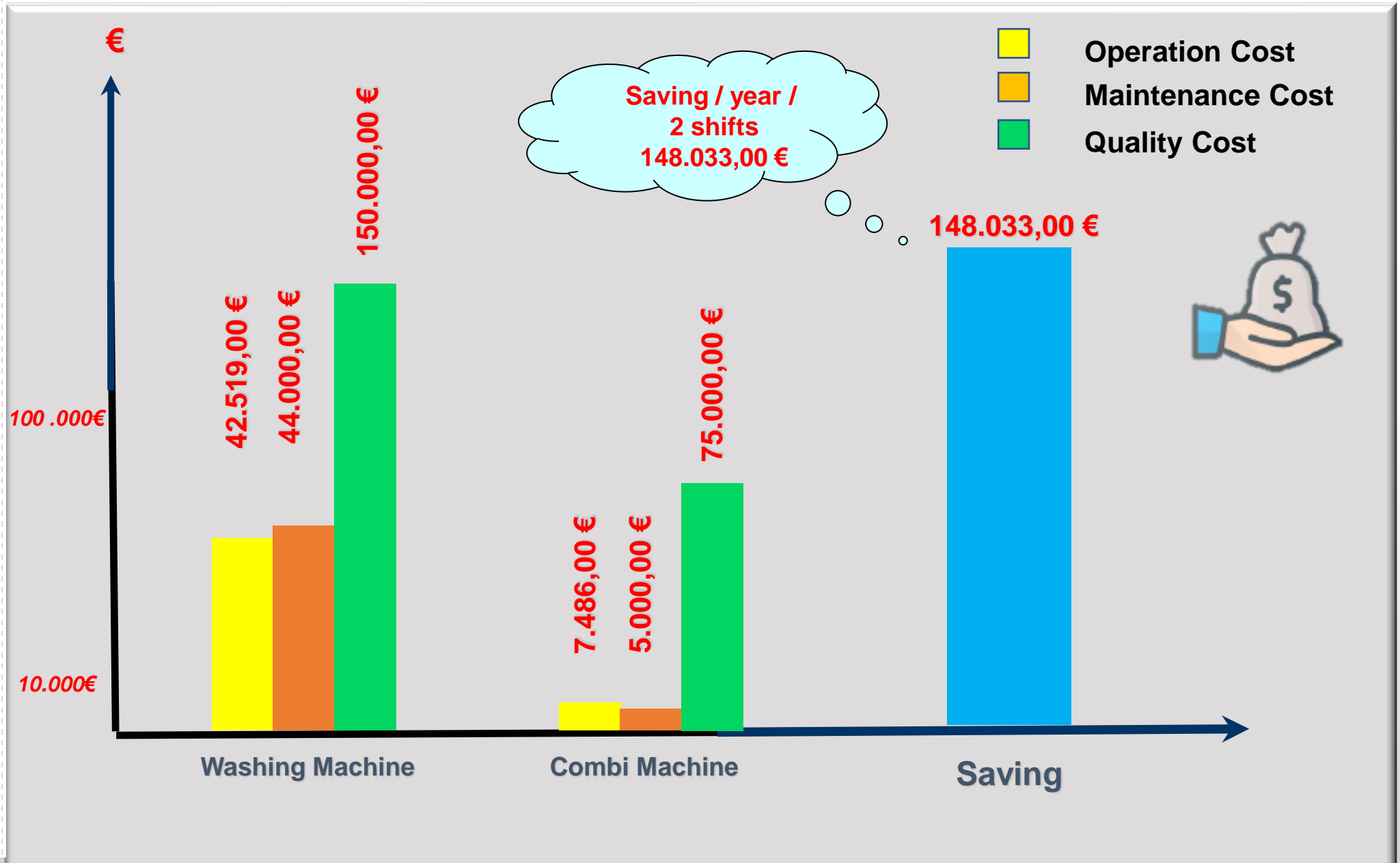
MAINTENANCE COST COMPARISON WITH WASHING MACHINE

EUROPEAN OEM CUSTOMER
TESTIMONIAL



TOTAL COST COMPARISON WITH WASHING MACHINE

EUROPEAN OEM CUSTOMER
TESTIMONIAL




DieTronic

lubricating technology

**THE DRY BRUSH
CLEANER**


SWORD BRUSH PRINCIPLE



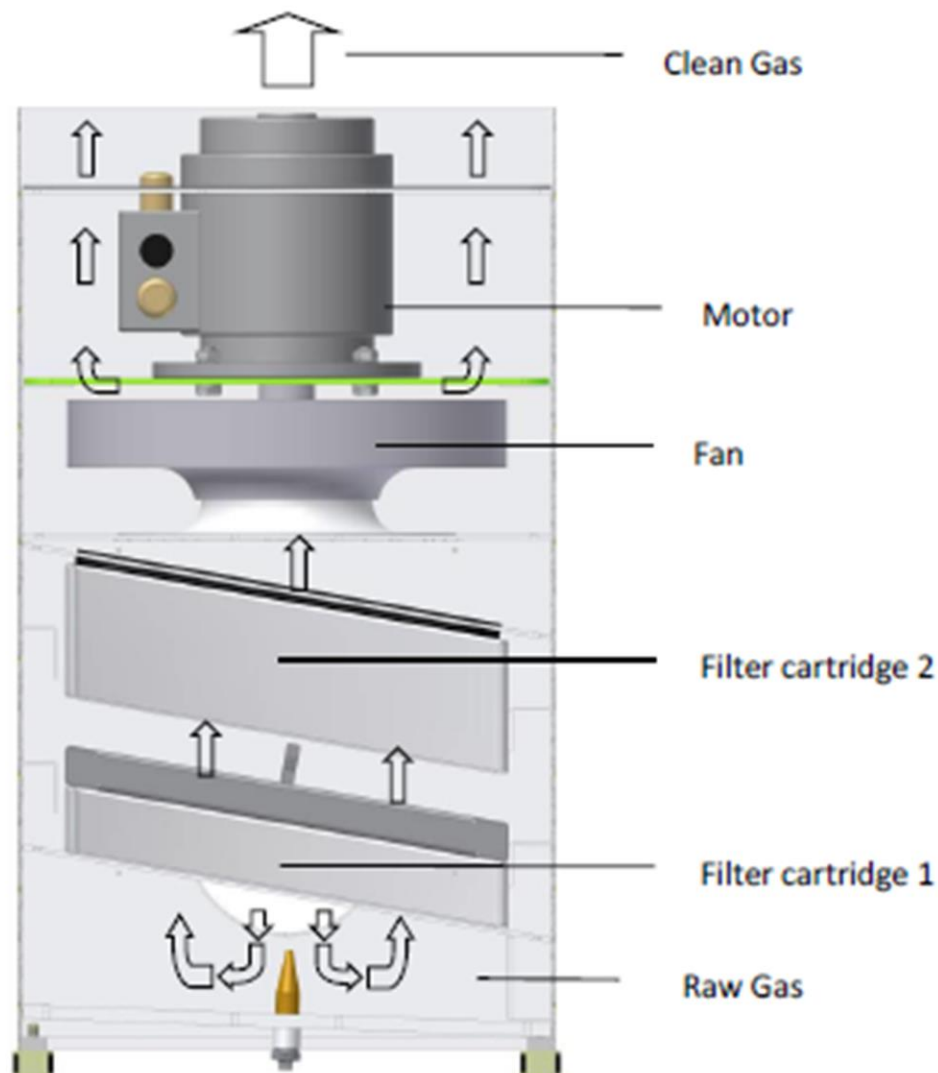
PRESSURE BUFFER: FLEXIBLE SUPPORT OF LINEAR BRUSH



DRY LUBE COLLECTION FROM ALUMINUM PARTS



THE SUCTION SYSTEM OF THE CLEANER



The air contaminated with cooling lubricant (CL) enters the separator at the side. Preseparation is effected in the air admission branch, coarse particles precipitate downwards into the collecting tank.

The air flow is deflected upwards and flows through the filter stages.

The cleaned air exits the separator at the top.

CL collects in the filter stages. Separated liquid flows off into the collecting tank via the outlet conduit and the recirculation siphon

Separated cooling lubricant flows off via the siphon provided on site.



If the CL is not regularly removed, an overflow safety device has to be installed to avoid accumulation (storage) of cooling lubricant in the collecting tank.

THE PINCH ROLLS




MOTORIZED IN AND OUT PINCH ROLLS , FOR THE TRANSIT OF THE METAL SHEET THROUGH THE LUBRICATION MACHINE WITHOUT SLIDING ALSO FOR BLANK MINIMUM DIMENSIONS 300X300 MM

DieTronic

lubricating technology

**THE SECTORIAL
REGULATOR**

SECTORIAL REOILER "SAGONA"



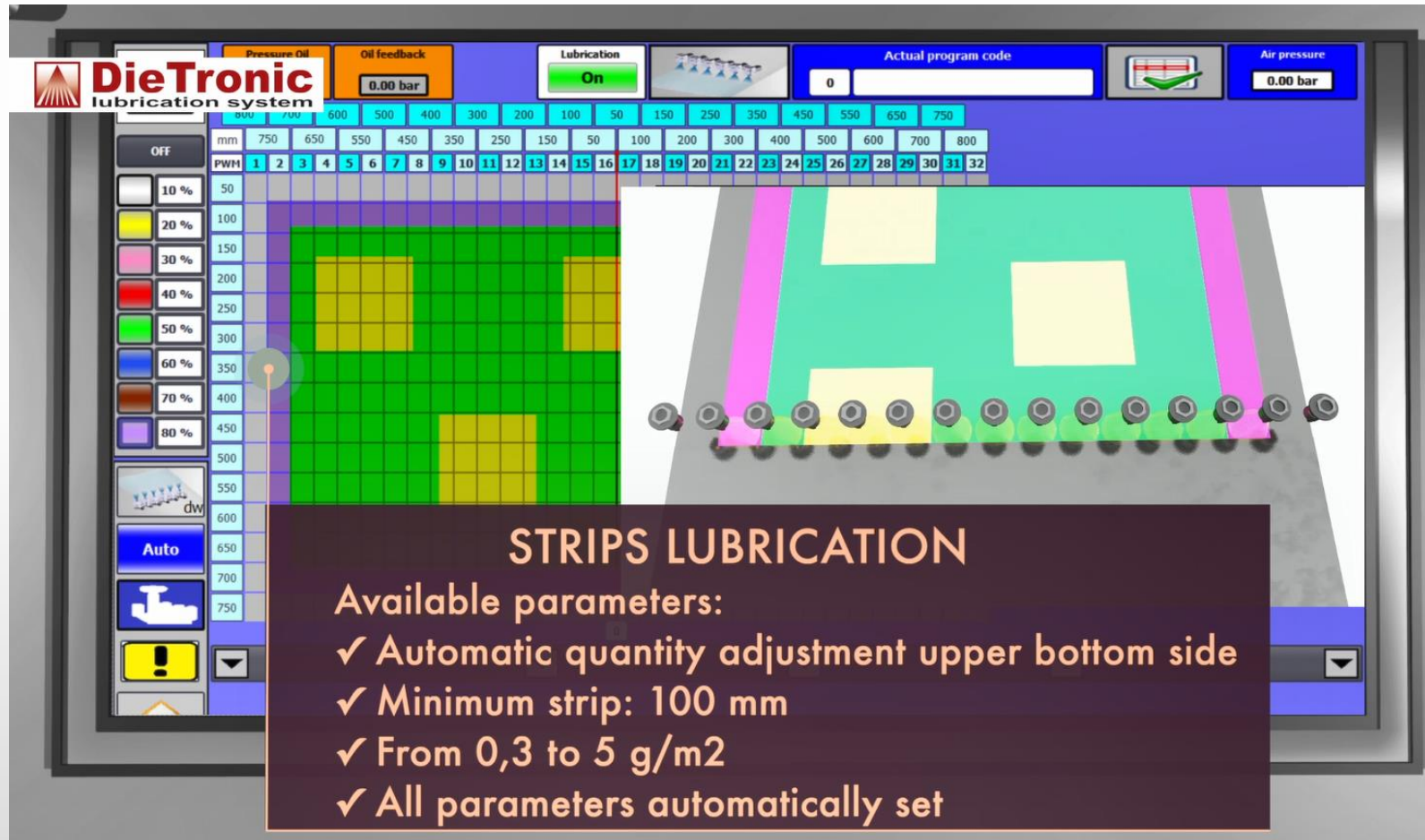


SQUARES 100 x 100 mm

FROM 0,3 UP TO 5 g/m²

8 DIFFERENT QUANTITIES OF OIL
FOR EACH SQUARE

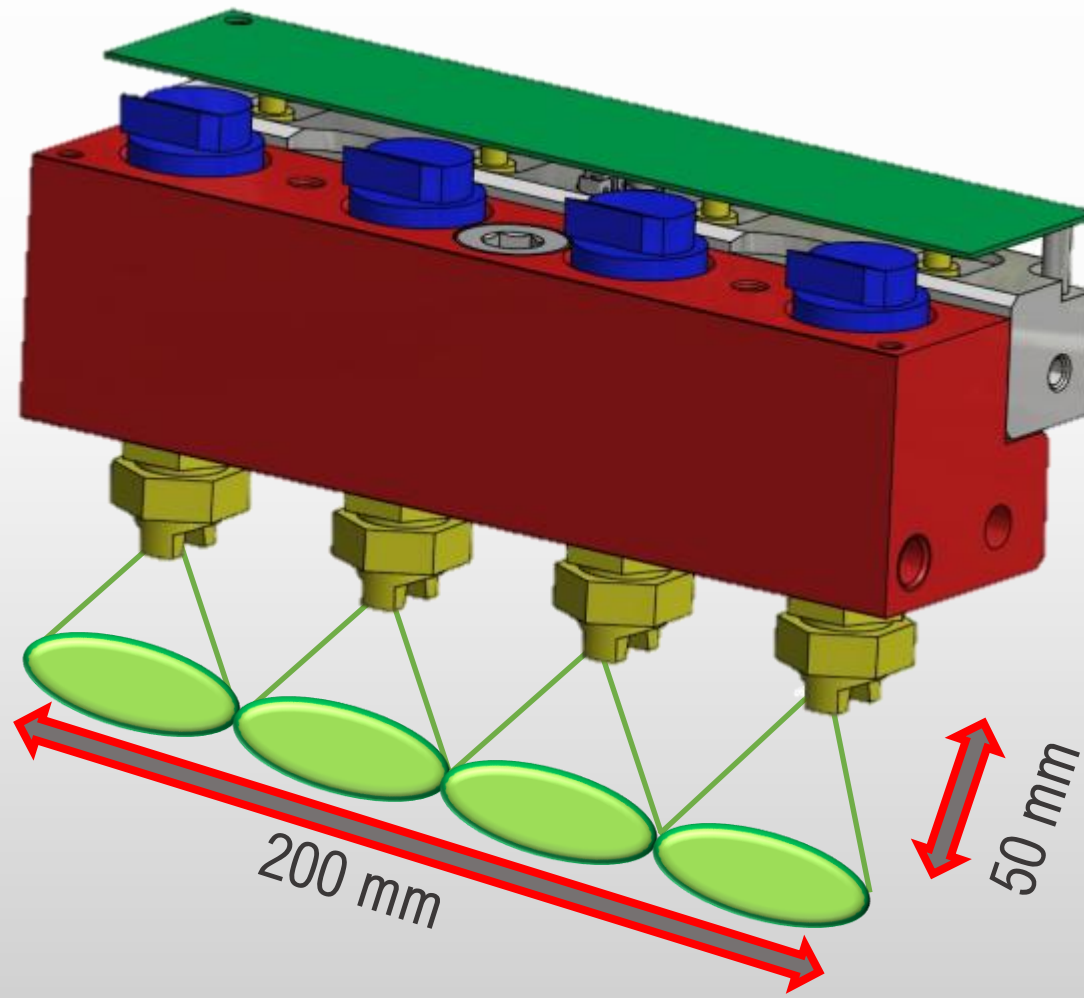
SECTORIAL REOILER PERFORMANCE



MODULAR MANIFOLD

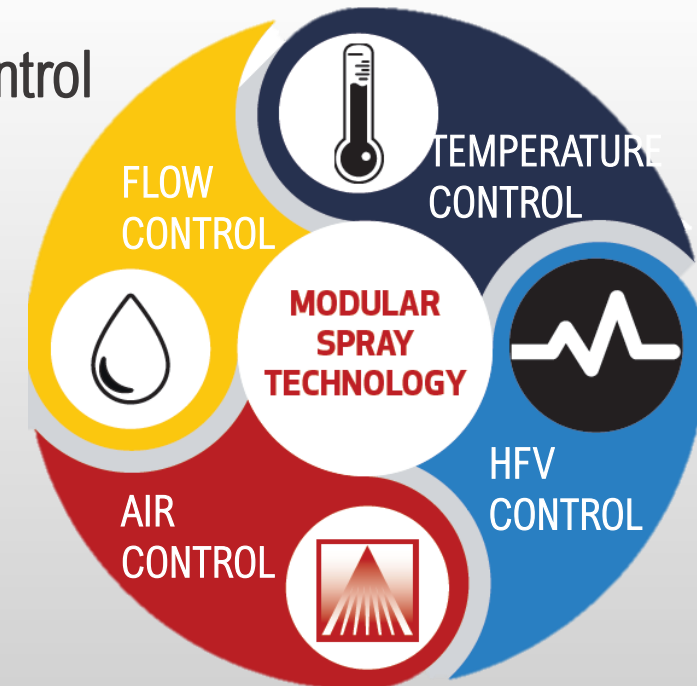
THE QUALITY OF SPRAY

DIETRONIC ® MODULAR MANIFOLD TECHNOLOGY



Due to the design of DieTronic solution (just 50 mm distance), instead of a conventional spray machine, there is a substantial reduction in spray-oil mist

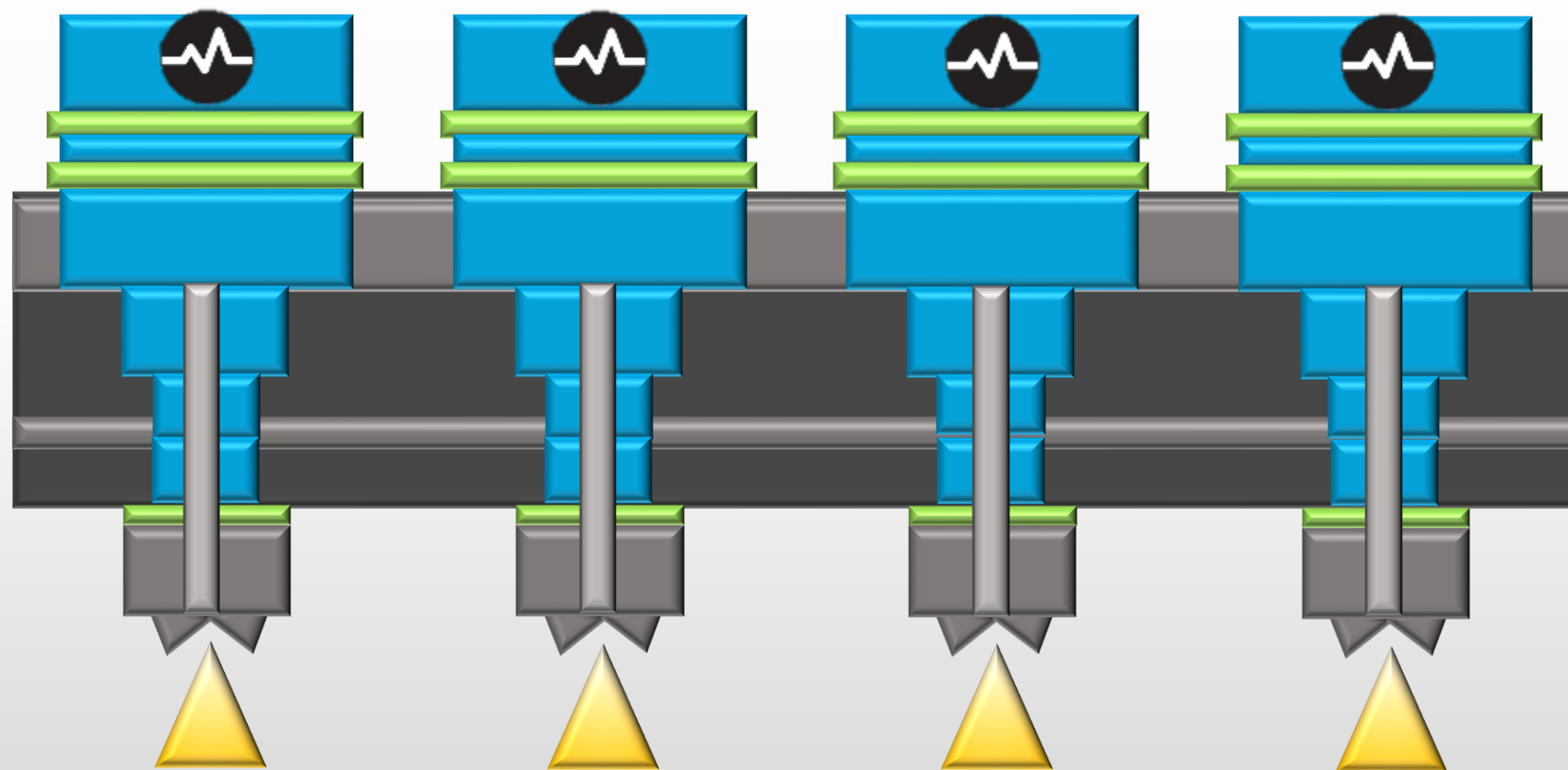
- ✓ No overspray to control
- ✓ Less oil mists



SAGONA® HFV TECHNOLOGY

THE FUNCTIONS OF THE MANIFOLD

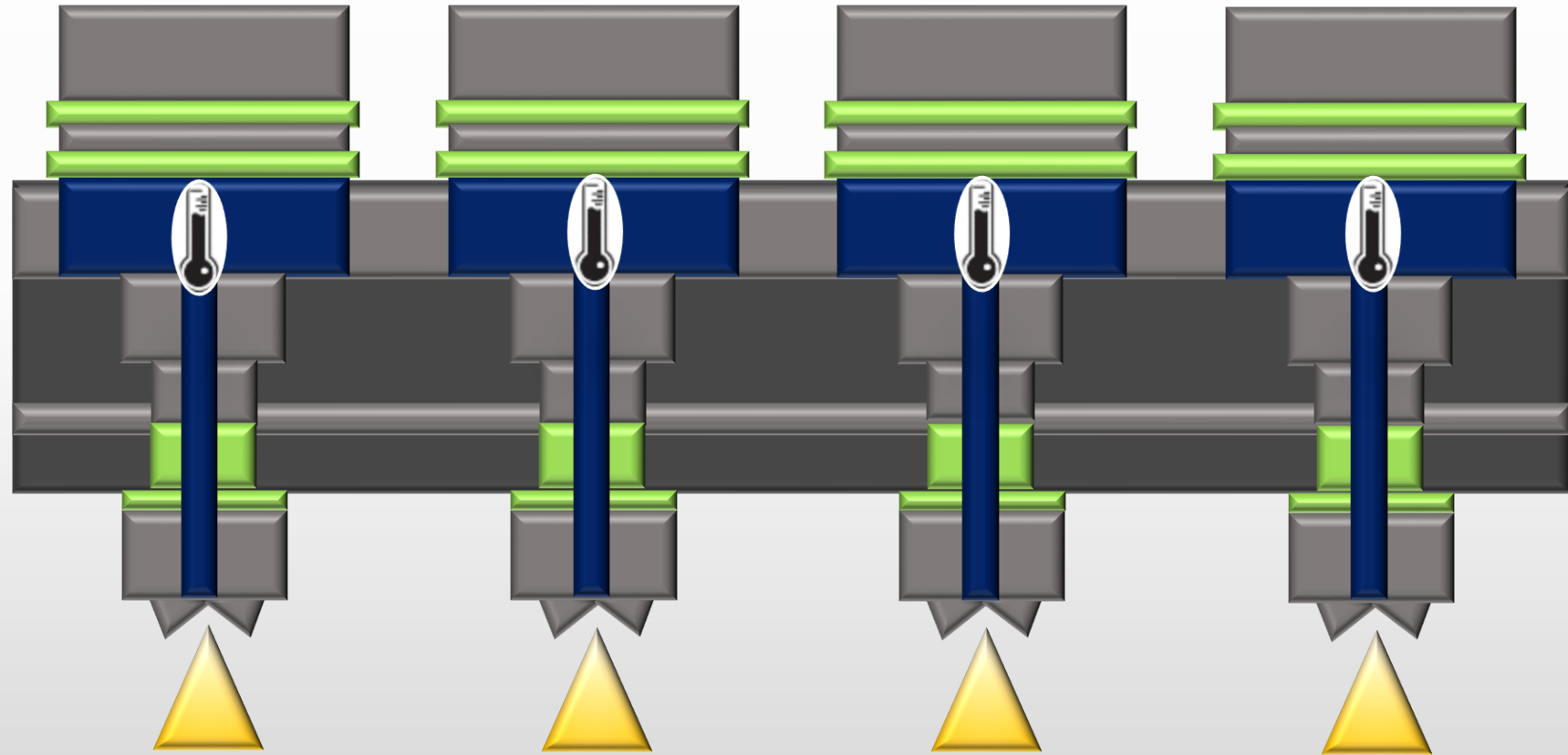
AUTOMATIC VOLUME
ADJUSTABLE
THROUGH HFV (HIGH
FREQUENCY VALVE)



DT HFV® OIL FLOW CONTROL

THE FUNCTIONS OF THE MANIFOLD

HEATING SYSTEM
INTEGRATED WITH
TEMPERATURE
CONTROL FOR EACH
MANIFOLD

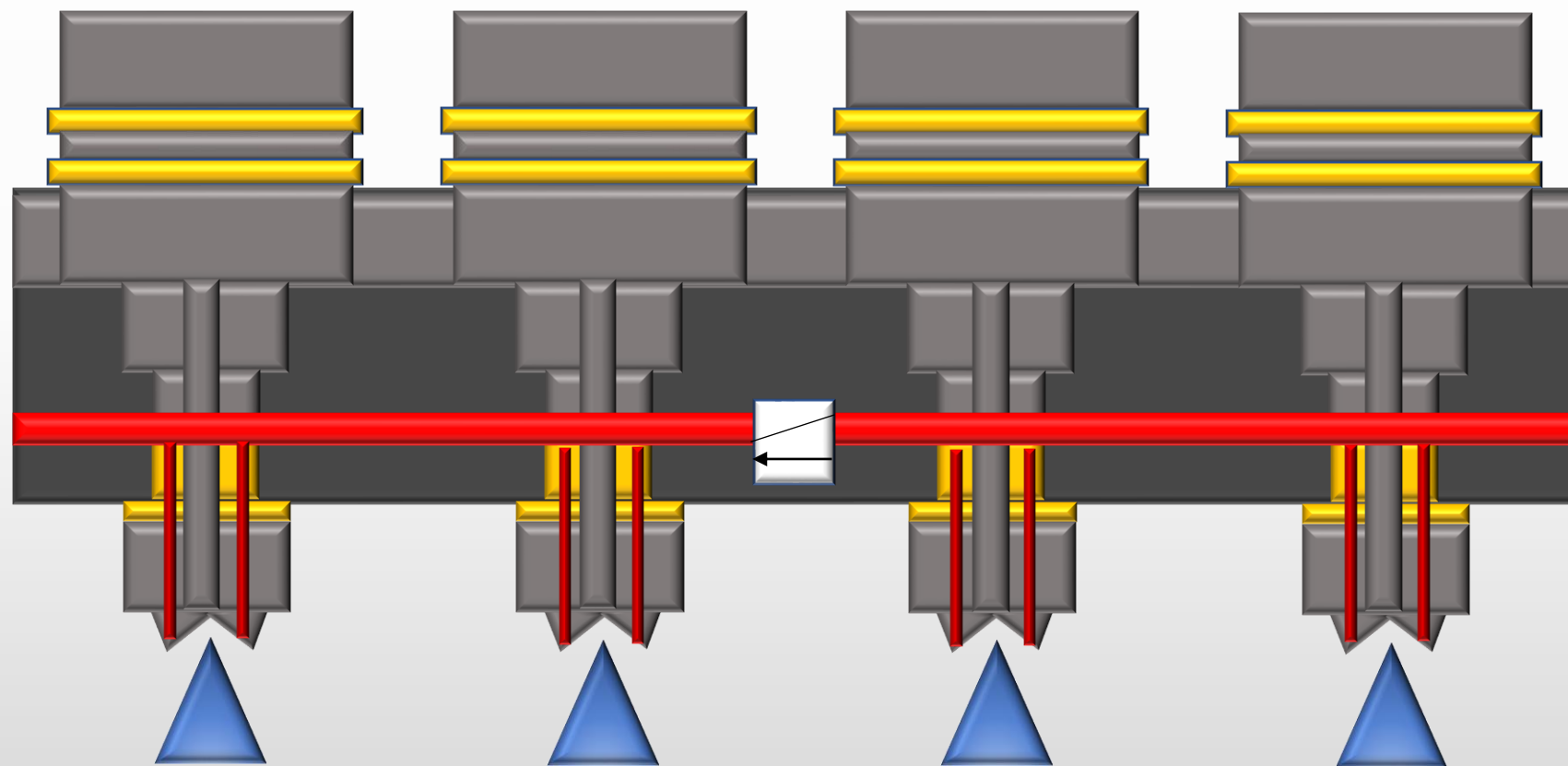


DT TEMP® CONTROL

SAGONA® HFV TECHNOLOGY

THE FUNCTIONS OF THE MANIFOLD

AIR SPRAY CONTROL
VALVE INTEGRATED IN
EACH MANIFOLD WITH
ELECTRONIC
ADJUSTMENT

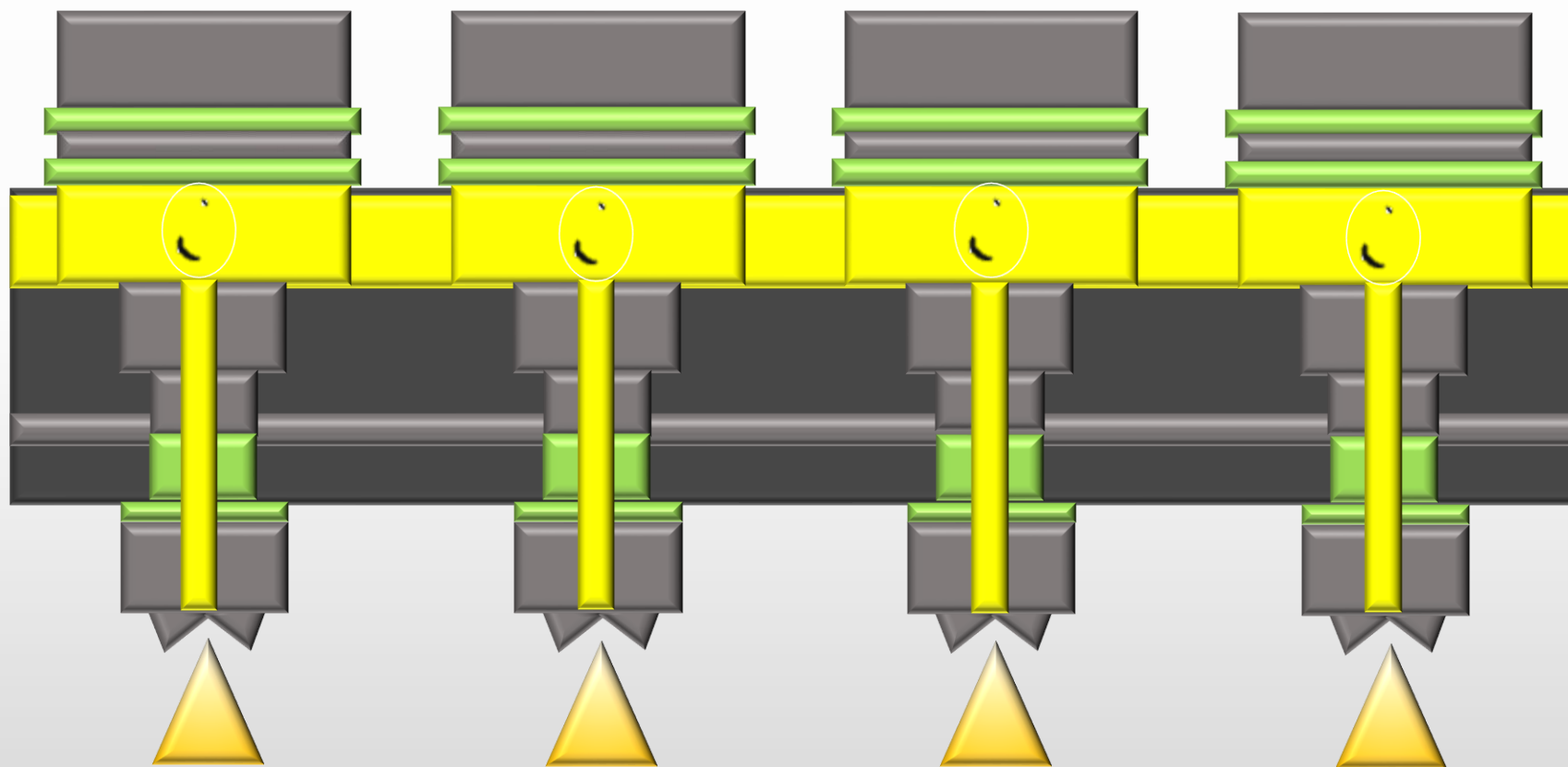


DT AIR® CONTROL

SAGONNA® HFV TECHNOLOGY

THE FUNCTIONS OF THE MANIFOLD


TEST FUNCTION TO
ENSURE THE
PERFORMANCE OF
EACH NOZZLE



DT SENSOR® CONTROL

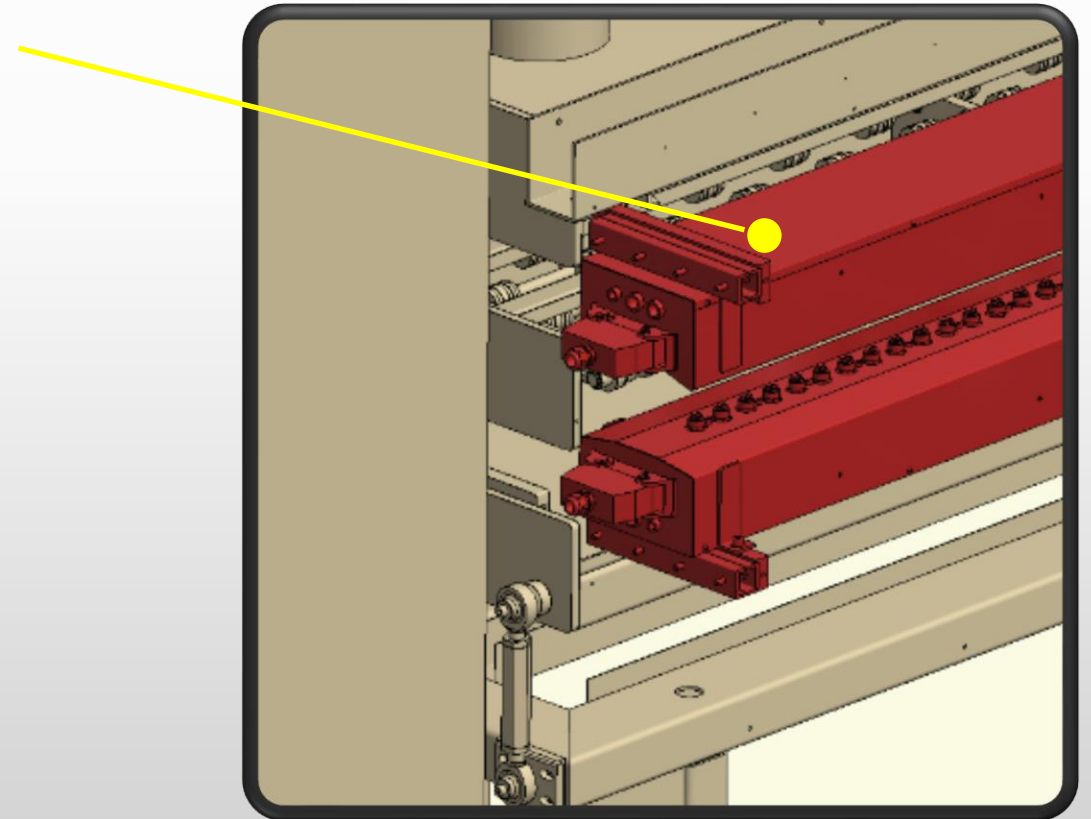
MODULAR MANIFOLD

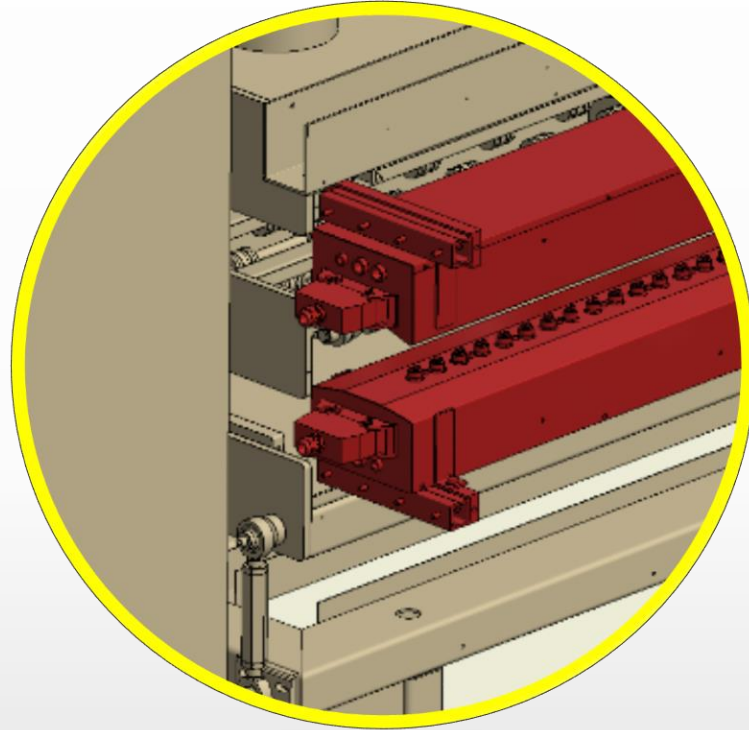




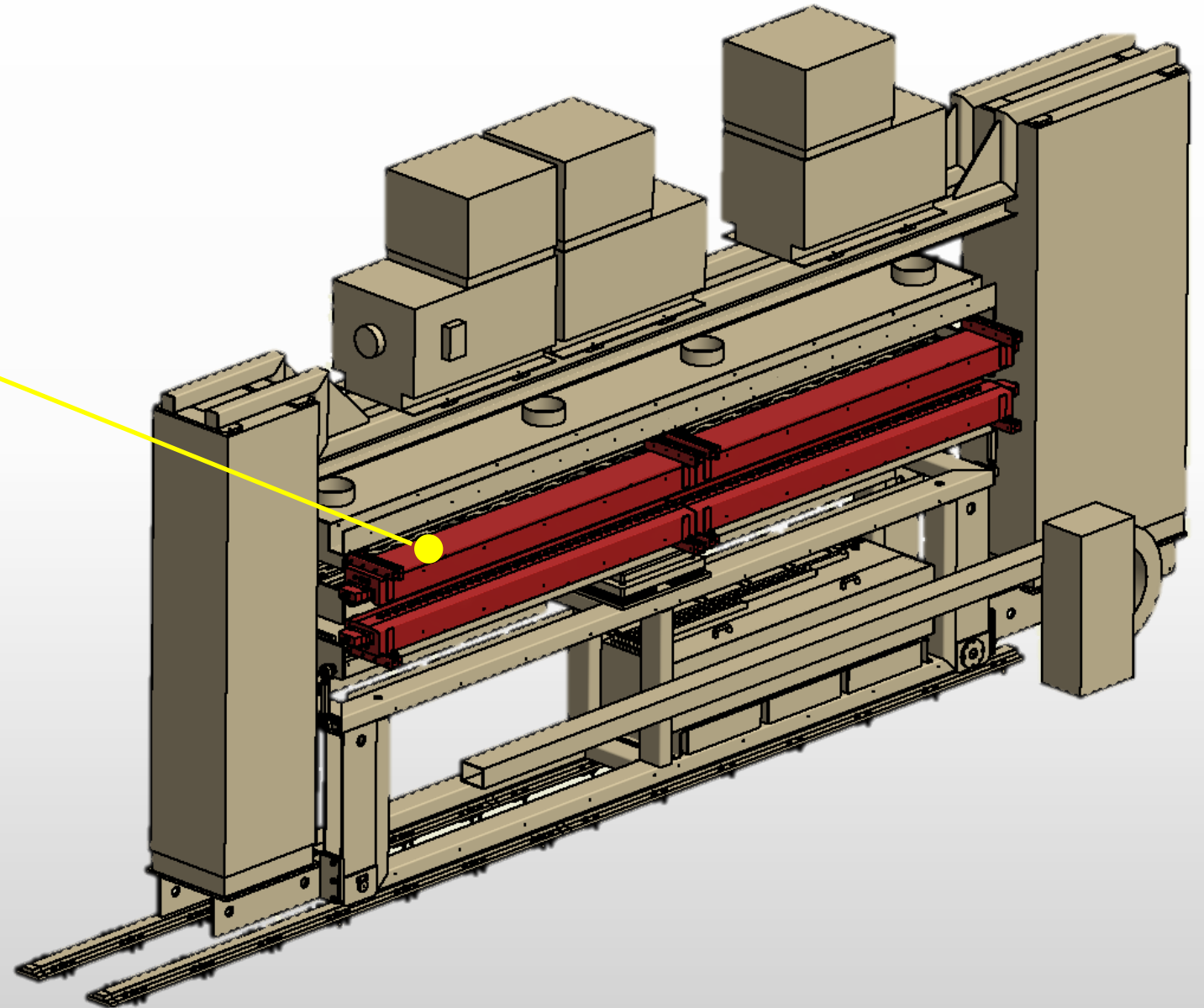
MODULAR MANIFOLD...

- ✓ FOR EASY MAINTENANCE
- ✓ QUICK REPLACEMENT
- ✓ EASY CLEANING

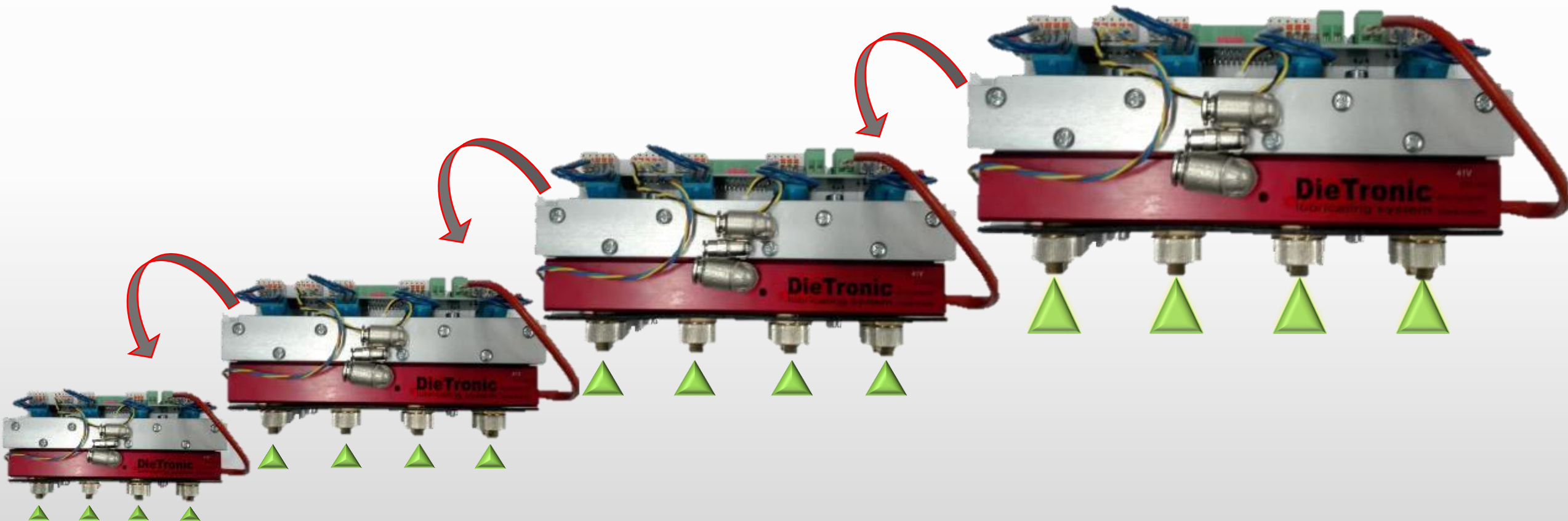




N°4 spray heads with front side extraction



MODULAR MANIFOLD

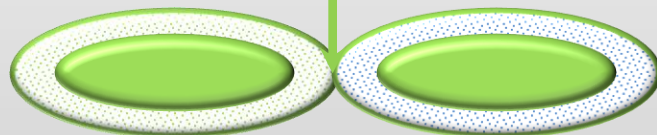



MODULAR MANIFOLD

THE QUALITY OF SPRAY

CONVENTIONAL SPRAY SYSTEM

MINIMUM DISTANCE BETWEEN NOZZLES 100 MM



IMPRECISE SPRAY APPLICATION WITH MORE
OVERSPRAY TO CONTROL

EACH NOZZLE COVERS 50 MM

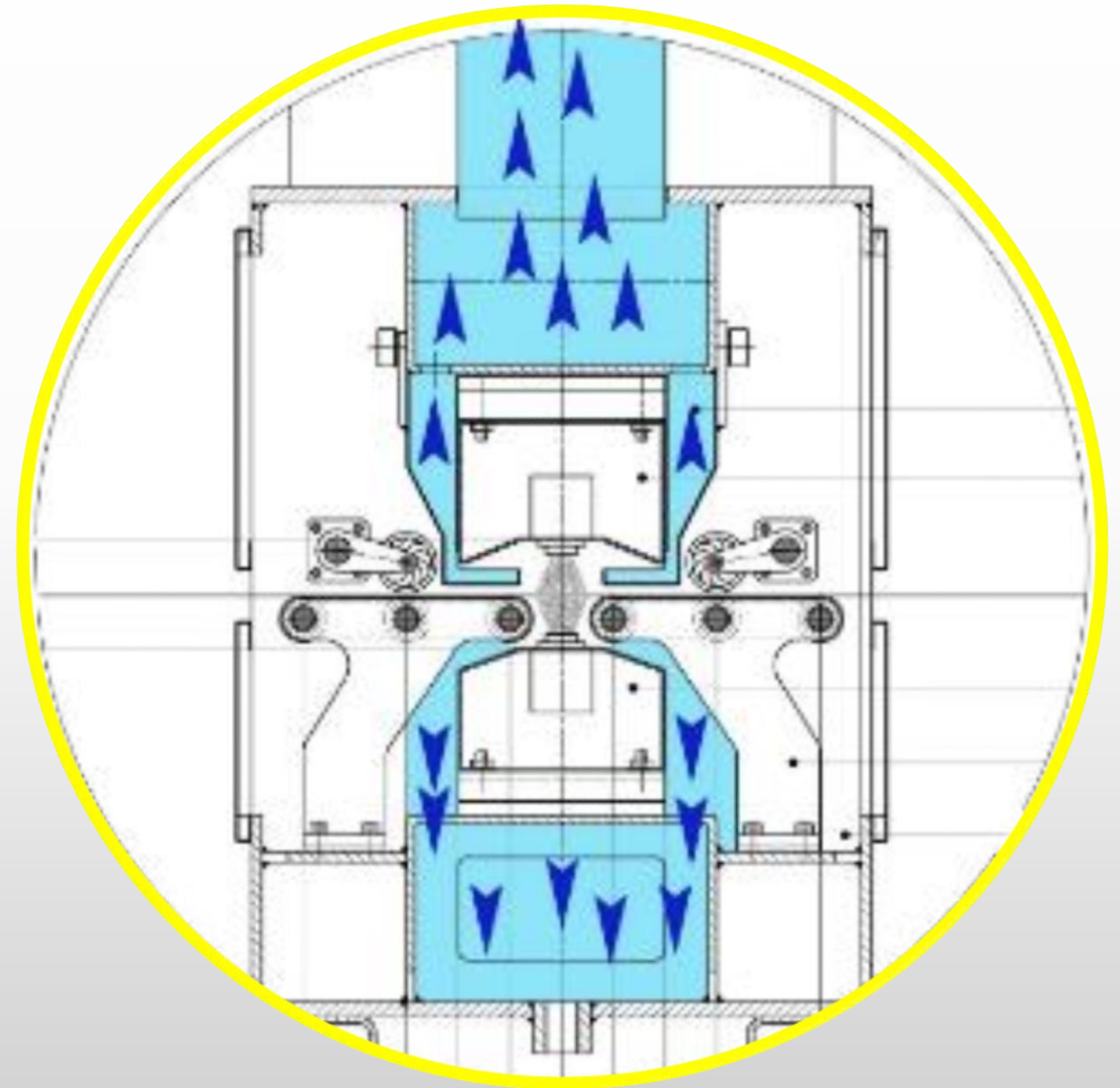


VERY GOOD QUALITY OF SPRAY
APPLICATION WITH MINIMUM
OVERSPRAY TO CONTROL


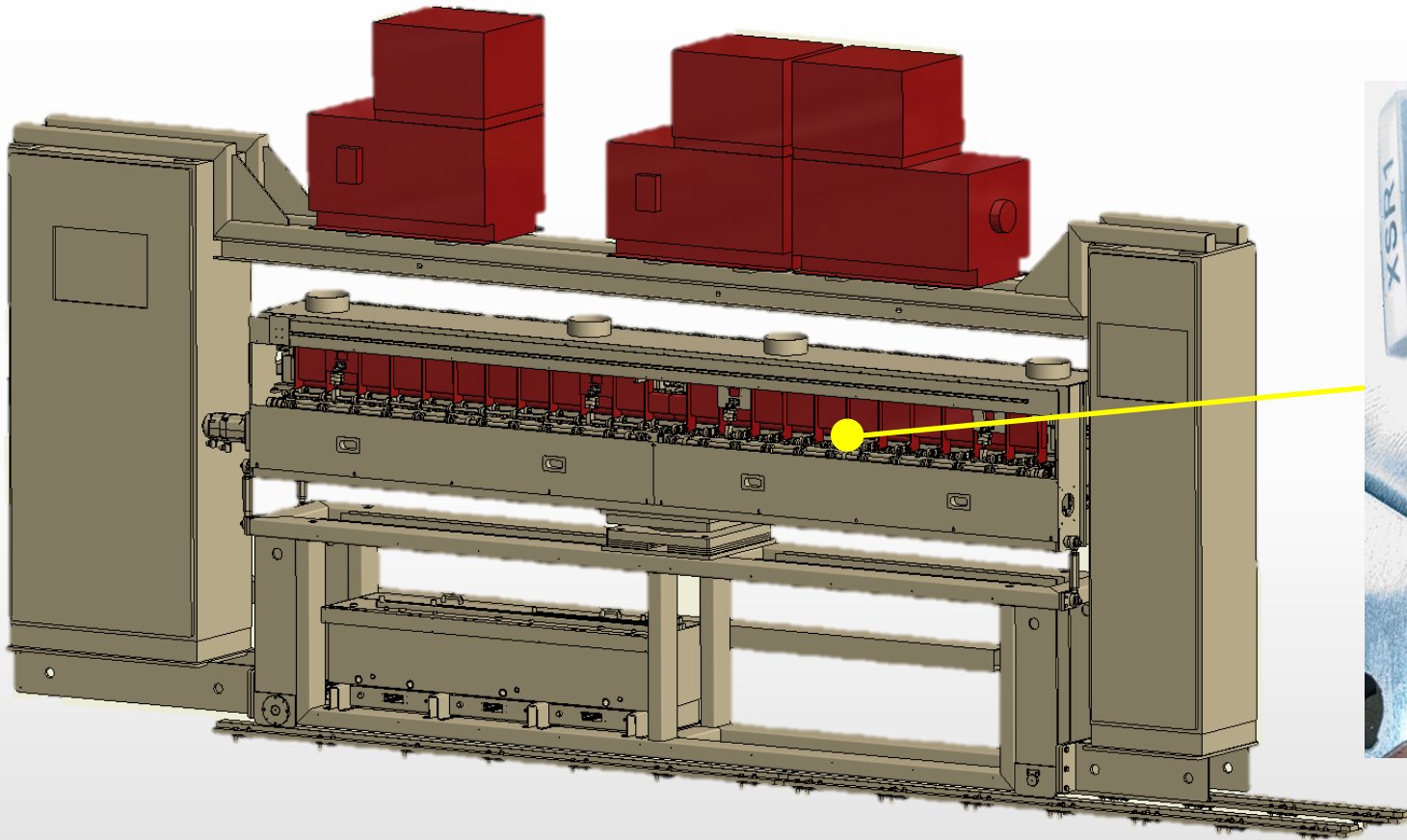
OIL MIST EXTRACTION SYSTEM

Total absence of spray-oil mist drops on the inside walls dropping onto the passing blank.

- ✓ Oil mist extraction
- ✓ Special design of the vacuum system
- ✓ Minimum blank/nozzle distance



OIL MIST EXTRACTION SYSTEM



SUCTION SYSTEM TO AVOID OIL MISTS
THE SYSTEM IS DESIGNED TO STAY VERY CLOSE TO THE NOZZLES AND ASPIRATE THE OILY MISTS.
THE ANTI-DROP DESIGN AVOIDS PRODUCT FALL ON SHEET METAL

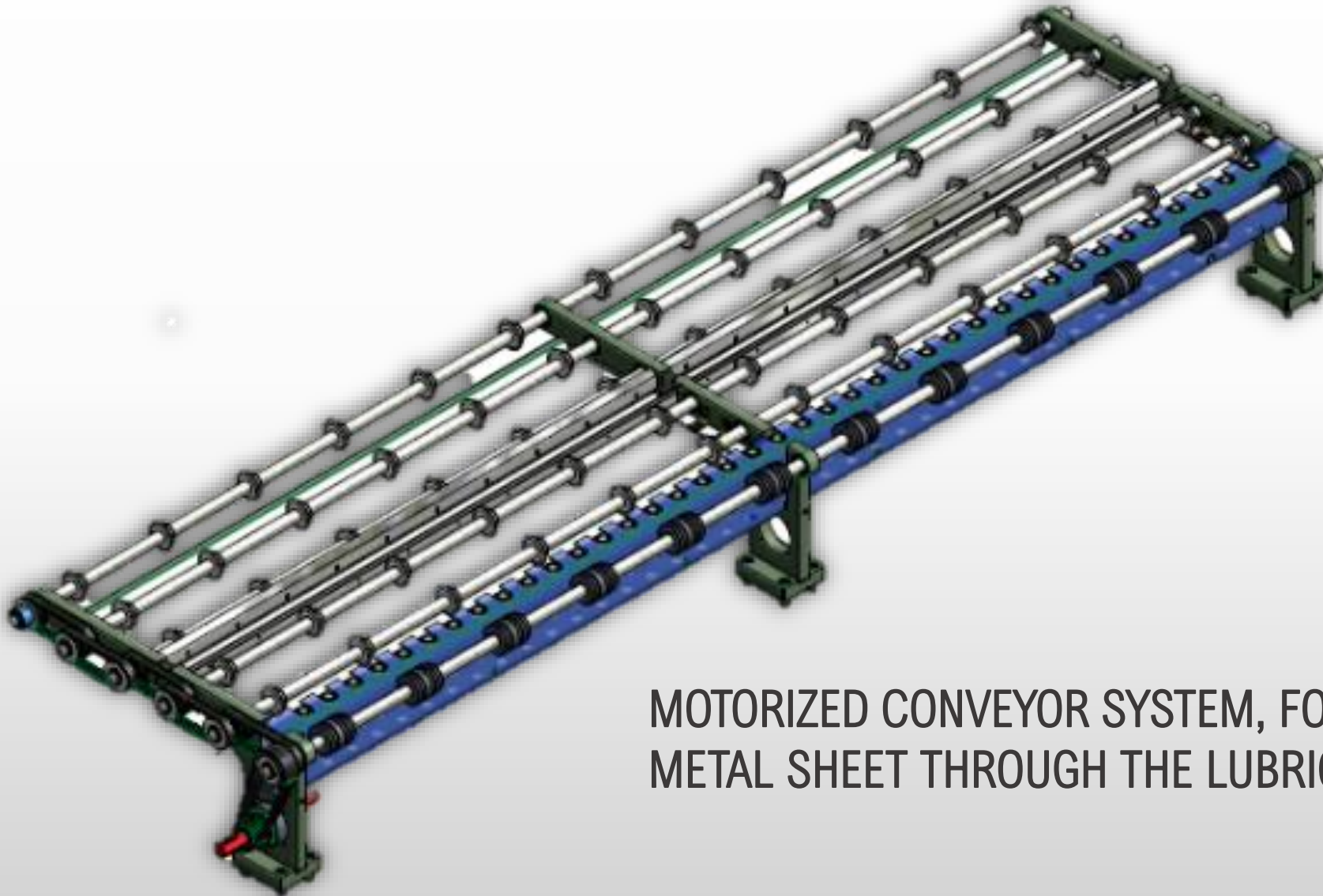
FOR A PERFECT CLEAN ENVIRONMENT

ANTI-DROP WIPER



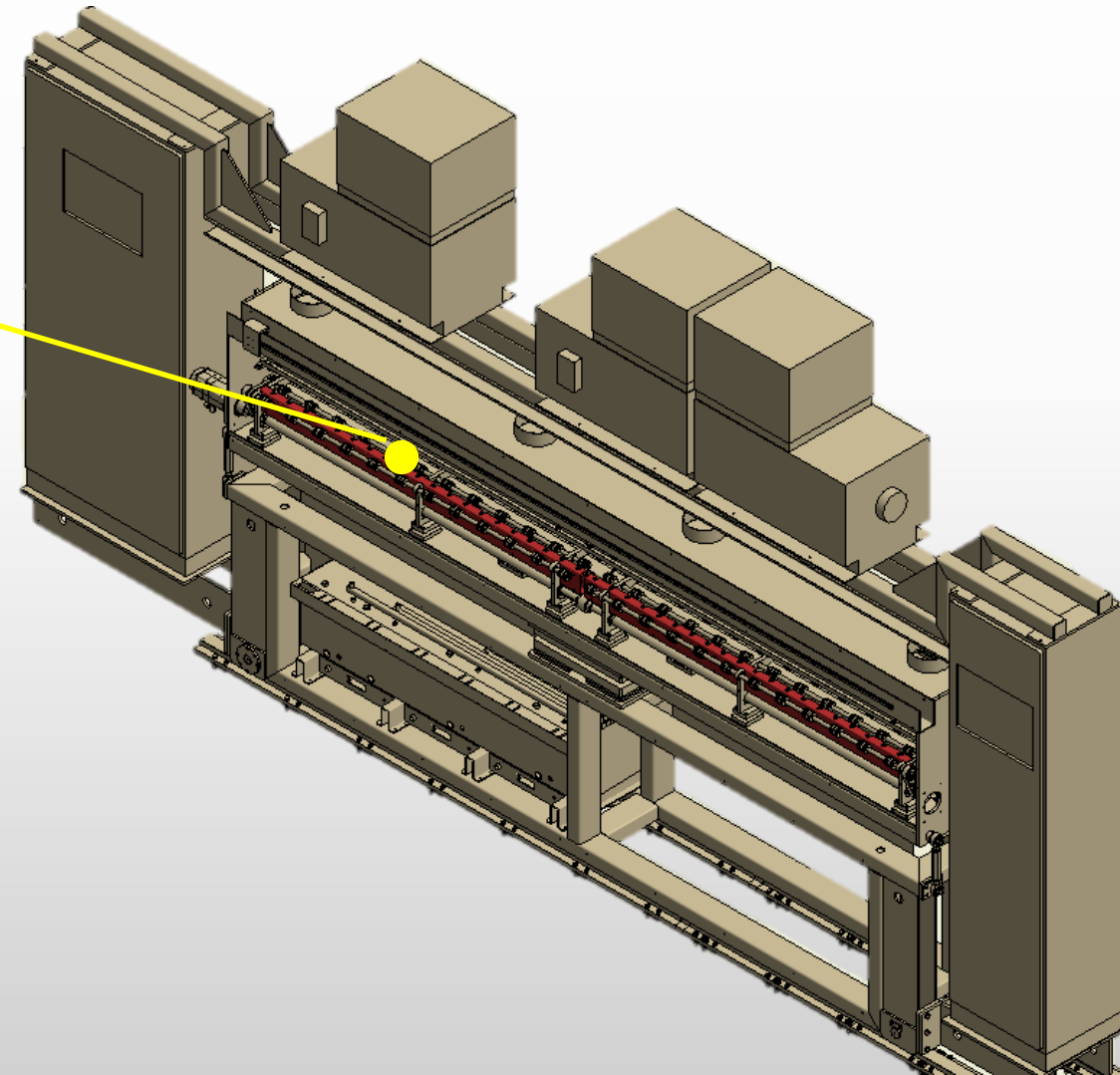

NO DROPS ON THE BLANK





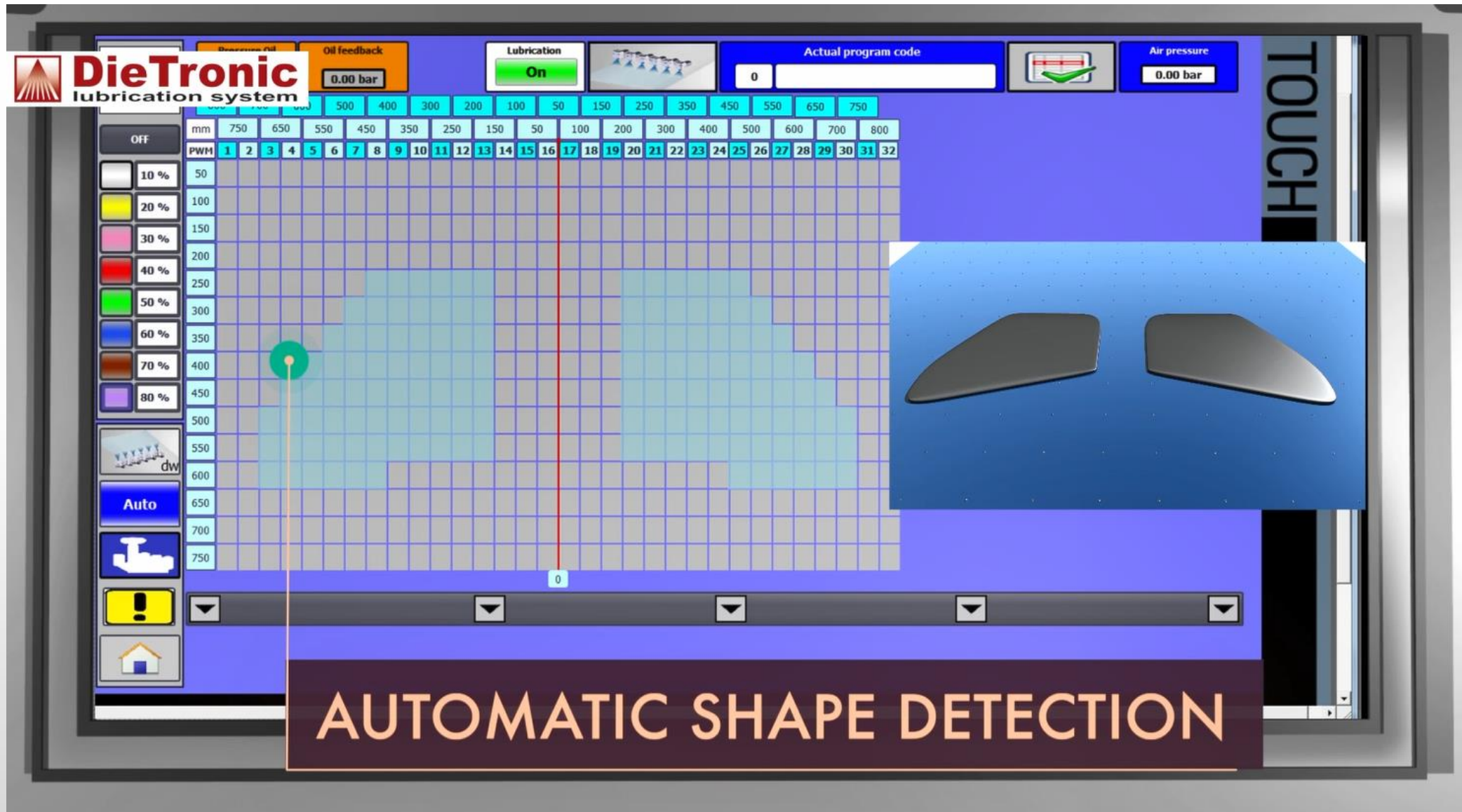
MOTORIZED CONVEYOR SYSTEM, FOR THE TRANSIT OF THE METAL SHEET THROUGH THE LUBRICATION MACHINE.

LEADING EDGE DETECTION SENSOR



INDUCTIVITY SENSORS, CORRESPONDING TO EACH NOZZLE, HOUSED ON THE SHEET ENTRY SIDE, TO DETECT AND DISPLAY ON THE HMI THE CORRECT SHAPE OF THE BLANK


LEADING EDGE DETECTION SENSOR



DETected SHAPE

BLANK

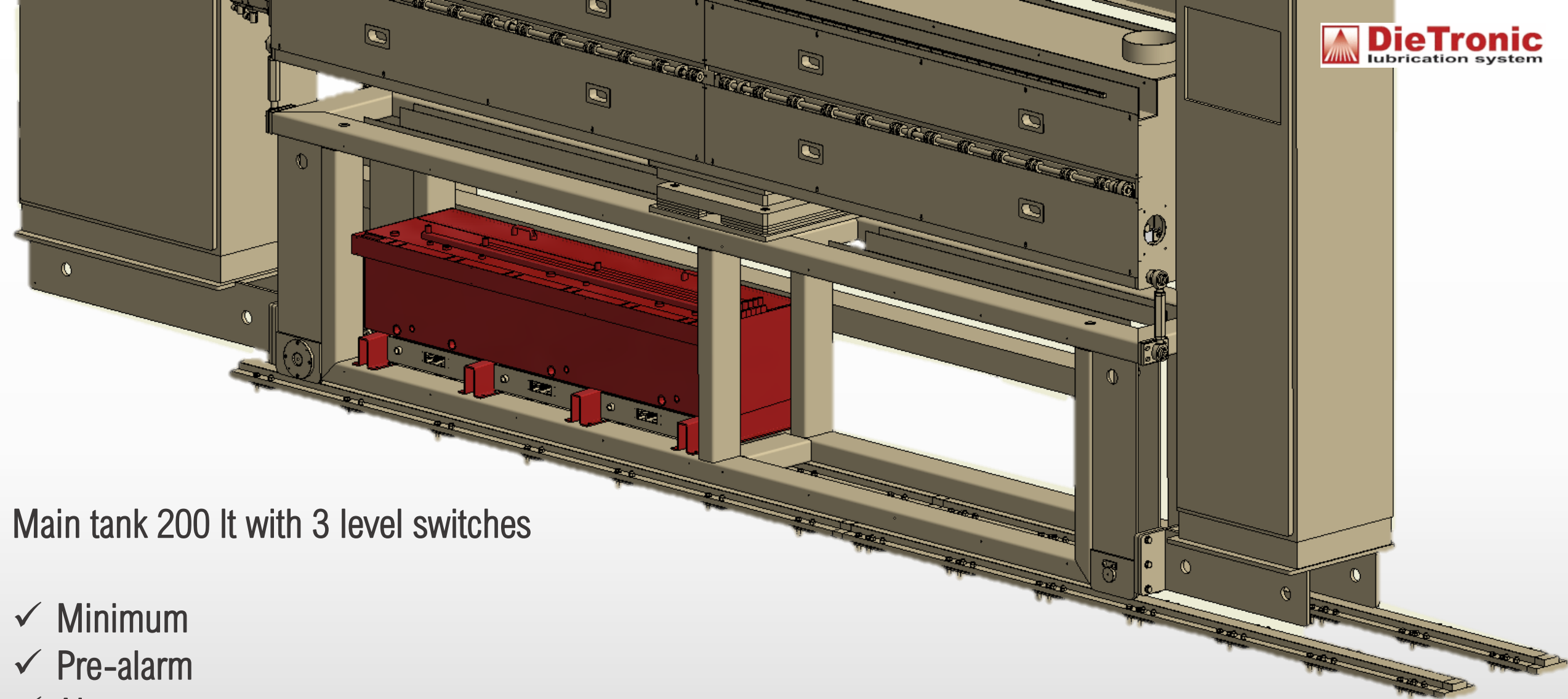
LEADING EDGE DETECTION SENSOR



BLANK



DETECTED SHAPE



Main tank 200 lt with 3 level switches

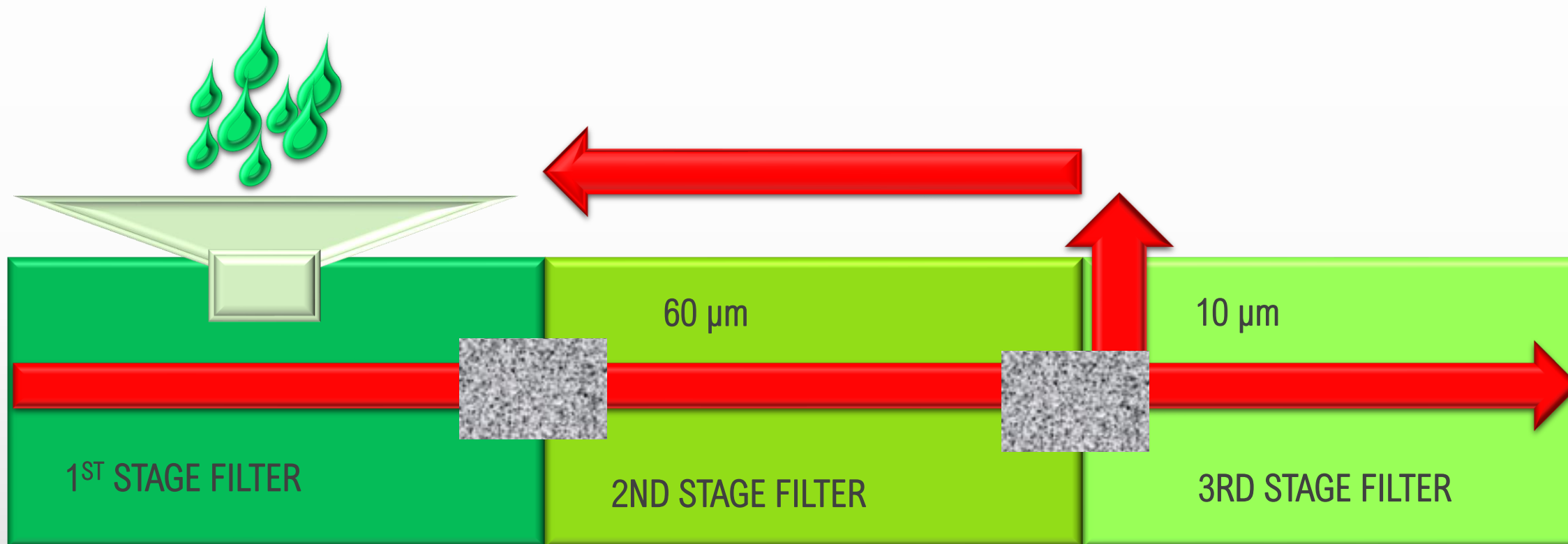
- ✓ Minimum
- ✓ Pre-alarm
- ✓ Alarm

recovery tank to filter dirty oil

Optional: Possibility to install the heating resistances system to maintain the oil at the desired temperature and the Automatic refill system

TANK

RECOVERY FILTERING UNIT



DUAL OIL SOLUTION



SEPARATE BARREL HOLDER

BARREL HOLDER WITH RECOVERY TRAY AND
PUMP

LEVEL IS CONTROLLED AUTOMATICALLY FROM THE
MAIN TANK



DieTronic

lubricating technology

THE CONTROL

THE CONTROL




SIEMENS



Allen-Bradley

by ROCKWELL AUTOMATION

ELECTRICAL CABINET



ELECTRICAL CABINET WITH
TOUCH SCREEN (RENOTABLE)

OPERATOR PANEL
SIEMENS HMI WIN CC COMFORT
PANEL
SIEMENS 1900

PLC CONTROL
SIEMENS 1500 PLC

TOUCH PANEL

Recipe memorization

Selection of the oil pressure

Selection of PWM

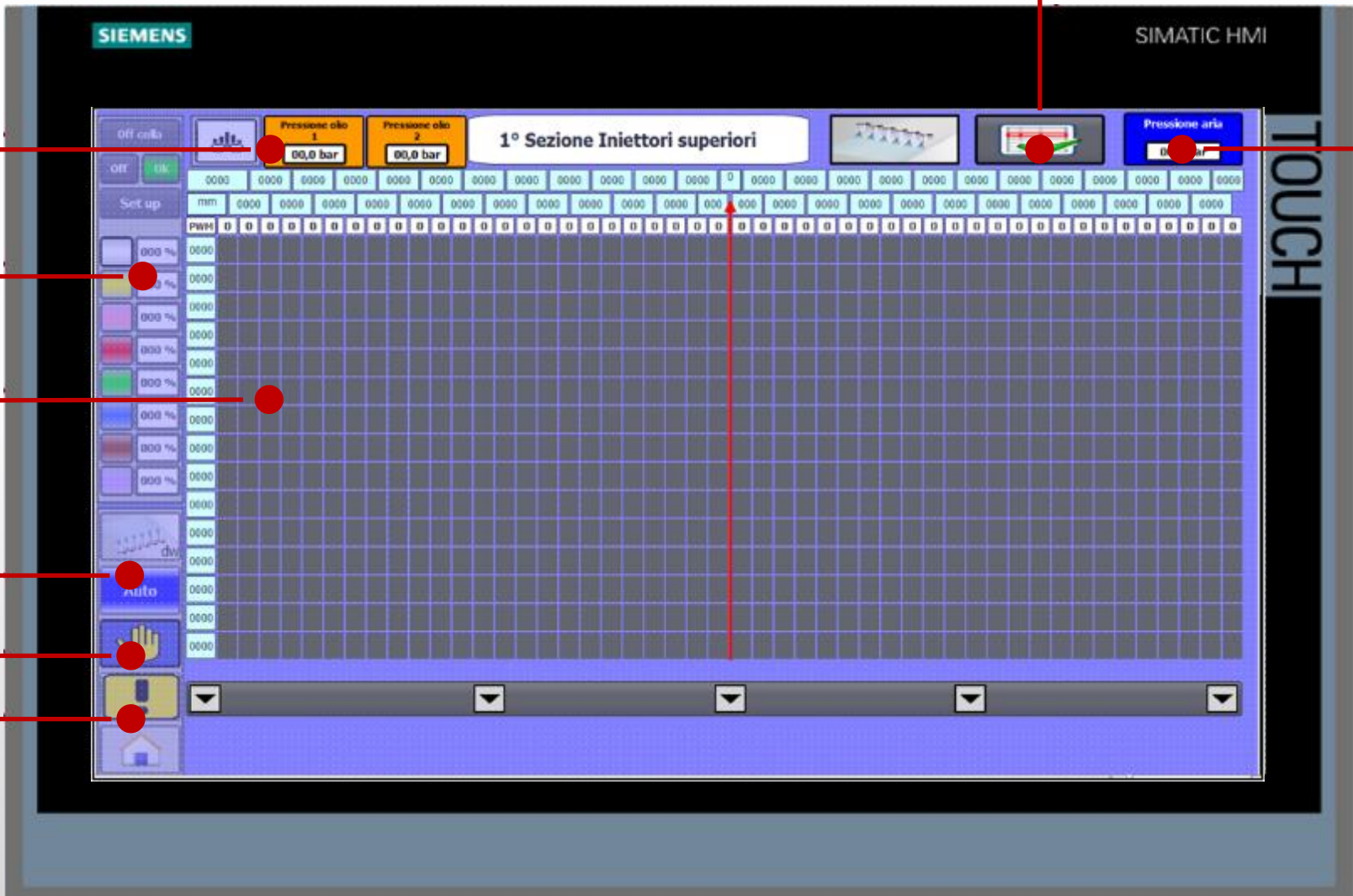
Selection of areas to be lubricated

Automatic mode

Manual mode

Alarm

Selection of the air pulverization pressure



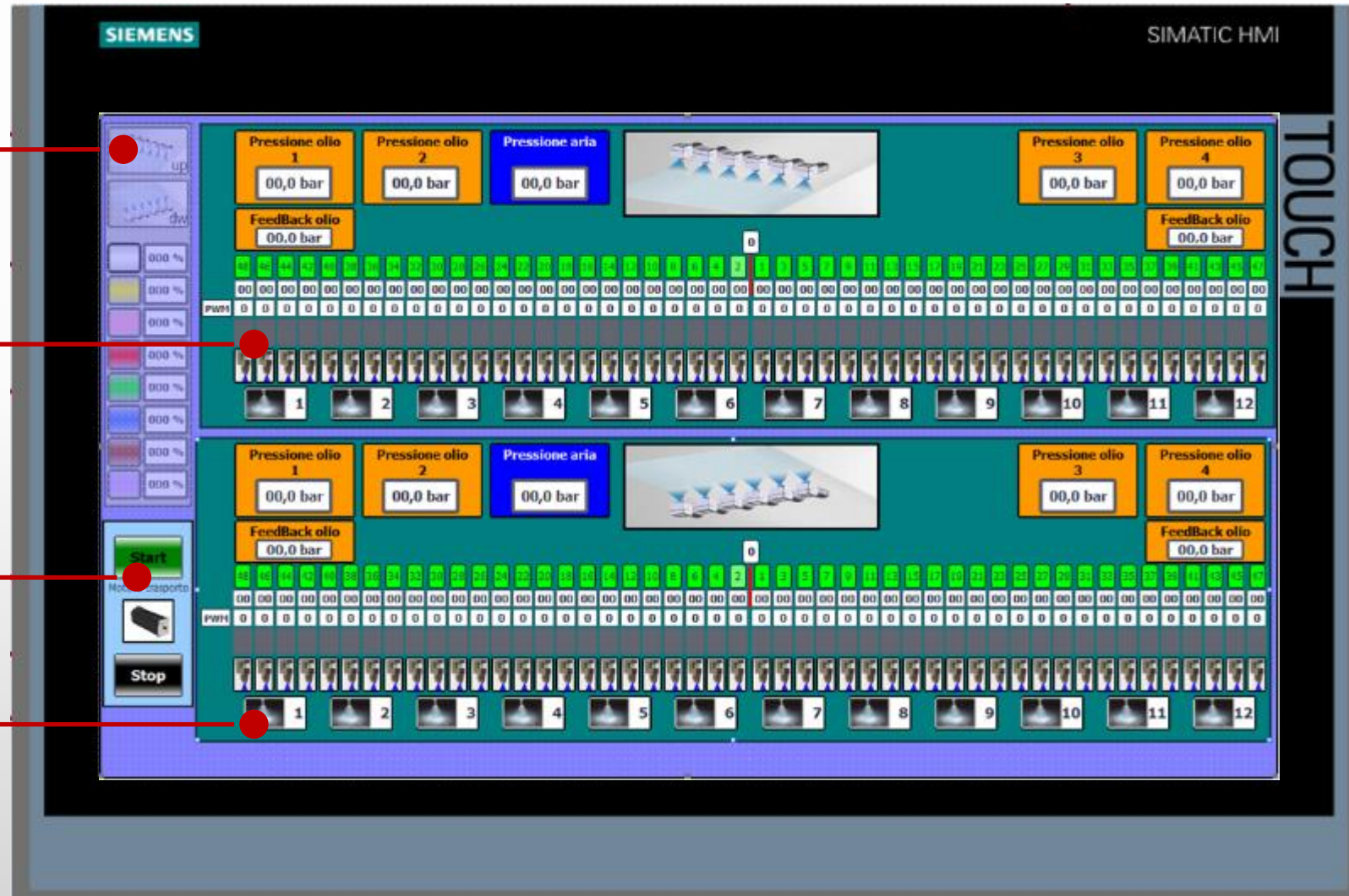
TOUCH PANEL

Selection of the side to manage (up or down)

Selection of the nozzle

Start/stop conveyor

On/off pulverization



TOUCH PANEL

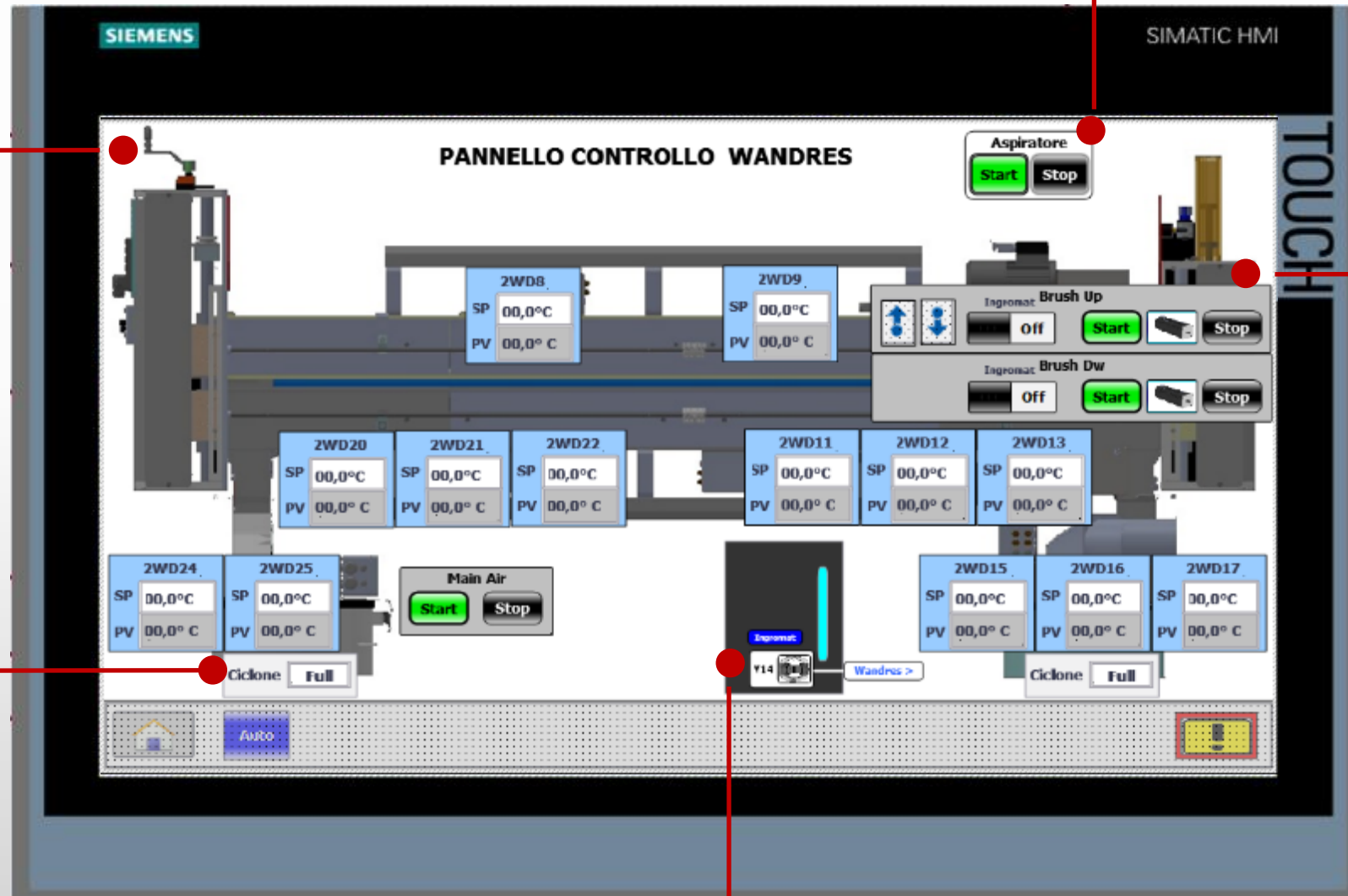
Brush height
adjustment knob

Start/stop suction
system

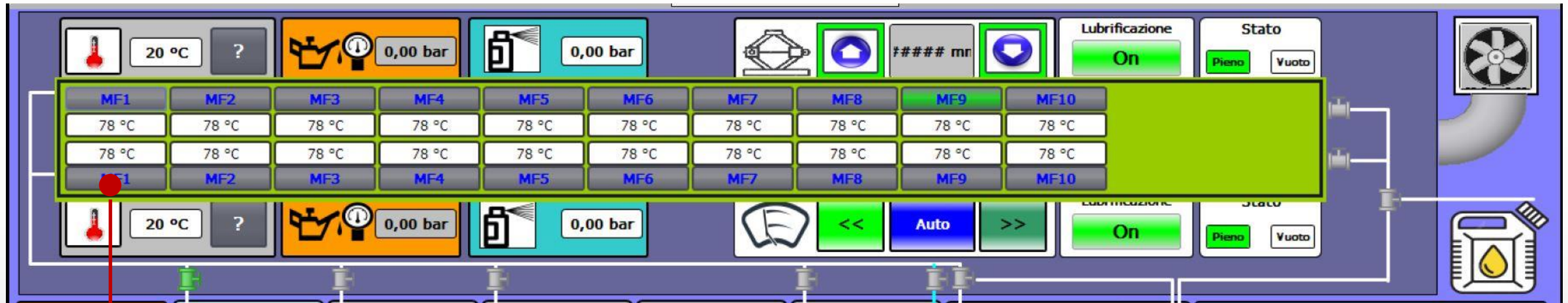
Management of the
CICLONE

Management of the
brush motor and
Ingromat

Status Ingromat pump



SPRAYBOX DIAGNOSTICS



- Temperature Monitoring for each single Manifold

SPRAYBOX DIAGNOSTICS

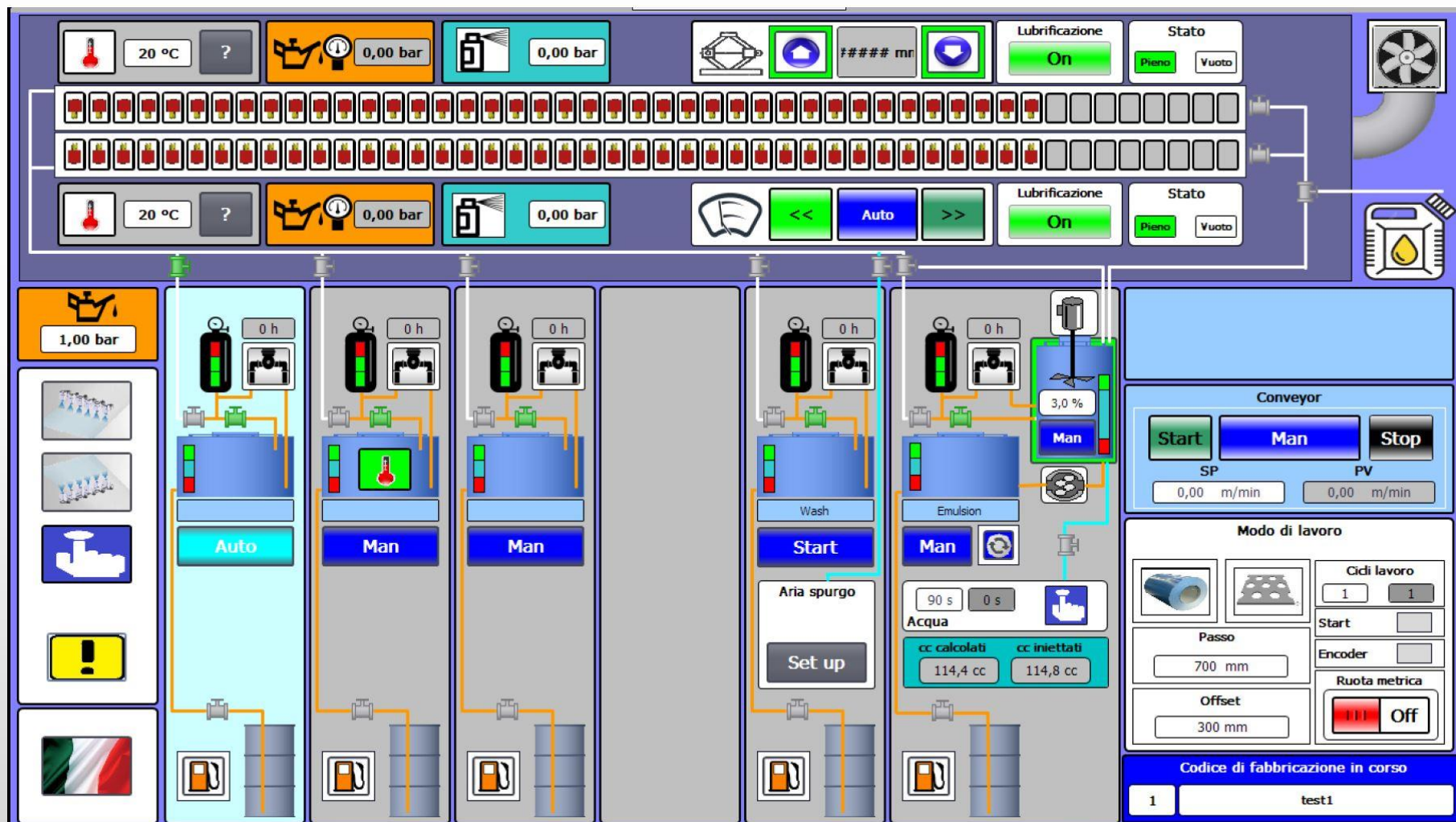
- Test to check the correct functionality of every single spray nozzle



SPRAYBOX **DIAGNOSTICS**

- To check the working time of every single nozzle

FLUID MANAGEMENT DIAGNOSTICS



ALARMS

USCITA	N°.	Tempo	Data	Stato	Testo
	NA 4	17:20:44	18/01/2021	E	Livello massimo accumulatore olio1 superato
	NA 6	19:16:56	14/01/2021	E	Allarme comunicazione profinet
	NA 3	19:16:56	14/01/2021	E	Mancanza aria compressa Spray Box
	NA 14	19:16:56	14/01/2021	E	Protezione 48 Vac intervenuta
	NA 19	19:16:56	14/01/2021	E	Cassetta Spray Box aperta
	NA 28	19:16:56	14/01/2021	E	Intervento termico aspiratore
	NA 36	19:16:56	14/01/2021	E	Intervento termico riscaldamento serbatoio 2
	NA 34	19:16:56	14/01/2021	E	Intervento termico riscaldamento inferiore
	NA 33	19:16:56	14/01/2021	E	Intervento termico riscaldamento superiore
	NA 66	19:16:56	14/01/2021	E	Protezione alimentatore 12Vdc
	NA 65	19:16:56	14/01/2021	E	Protezione raffreddamento quadro
	NA 78	19:16:56	14/01/2021	E	Allarme mancanza aria serbatoio
	NA 77	19:16:56	14/01/2021	E	Allarme motore conveyor
	NA 76	19:16:56	14/01/2021	E	Intervento protezione motore pompa mixer
	NA 72	19:16:56	14/01/2021	E	Livello minimo serbatoio

USCITA	N°.	Tempo	Stato	Testo
	NA 4	17:20:44	E	Livello massimo accumulatore olio1 superato
	NA 4	17:20:43	(E)U	Livello massimo accumulatore olio1 superato
	NA 4	09:45:23	E	Livello massimo accumulatore olio1 superato
	NA 4	09:45:22	(E)U	Livello massimo accumulatore olio1 superato
	NA 42	09:45:22	(E)U	Livello massimo accumulatore Emulsion superato
	NA 80	09:45:22	(E)U	Allarme encoder conveyor
	NA 84	09:45:22	(E)U	Waste tank pieno o disabilitato
	NA 26	09:45:22	(E)U	Livello minimo serbatoio Emulsion
	NA 6	19:16:56	E	Allarme comunicazione profinet
	NA 4	19:16:56	E	Livello massimo accumulatore olio1 superato
	NA 3	19:16:56	E	Mancanza aria compressa Spray Box
	NA 14	19:16:56	E	Protezione 48 Vac intervenuta
	NA 19	19:16:56	E	Cassetta Spray Box aperta
	NA 42	19:16:56	E	Livello massimo accumulatore Emulsion superato
	NA 28	19:16:56	E	Intervento termico aspiratore
	NA 36	19:16:56	E	Intervento termico riscaldamento serbatoio 2
	NA 34	19:16:56	E	Intervento termico riscaldamento inferiore
	NA 33	19:16:56	E	Intervento termico riscaldamento superiore
	NA 66	19:16:56	E	Protezione alimentatore 12Vdc
	NA 65	19:16:56	E	Protezione raffreddamento quadro
	NA 80	19:16:56	E	Allarme encoder conveyor
	NA 78	19:16:56	E	Allarme mancanza aria serbatoio
	NA 77	19:16:56	E	Allarme motore conveyor
	NA 76	19:16:56	E	Intervento protezione motore pompa mixer
	NA 84	19:16:56	E	Waste tank pieno o disabilitato
	NA 72	19:16:56	E	Livello minimo serbatoio
	NA 26	19:16:56	E	Livello minimo serbatoio Emulsion

- Page of actual alarms on the machine


- Summary of previous alarms on the machine

DieTronic

lubricating technology

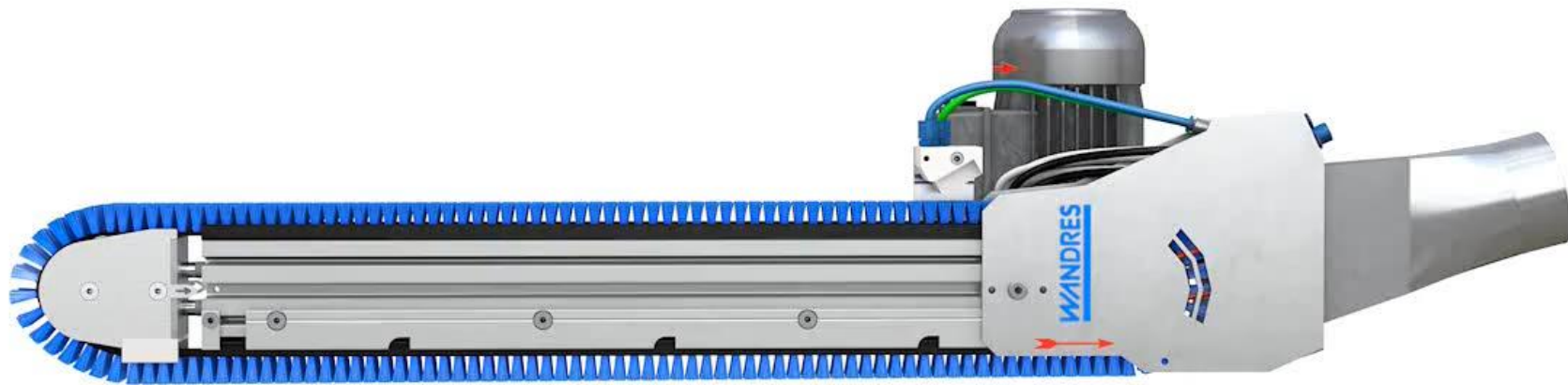
**EASY
MAINTENANCE**

EASY WALK BETWEEN CLEANER AND REOILER



SPRAY OILER MOVEABLE ON RAILS

EASY REPLACEMENT OF THE BRUSHES



EASY REPLACEMENT OF THE BRUSHES



EASY REPLACEMENT OF THE BRUSHES

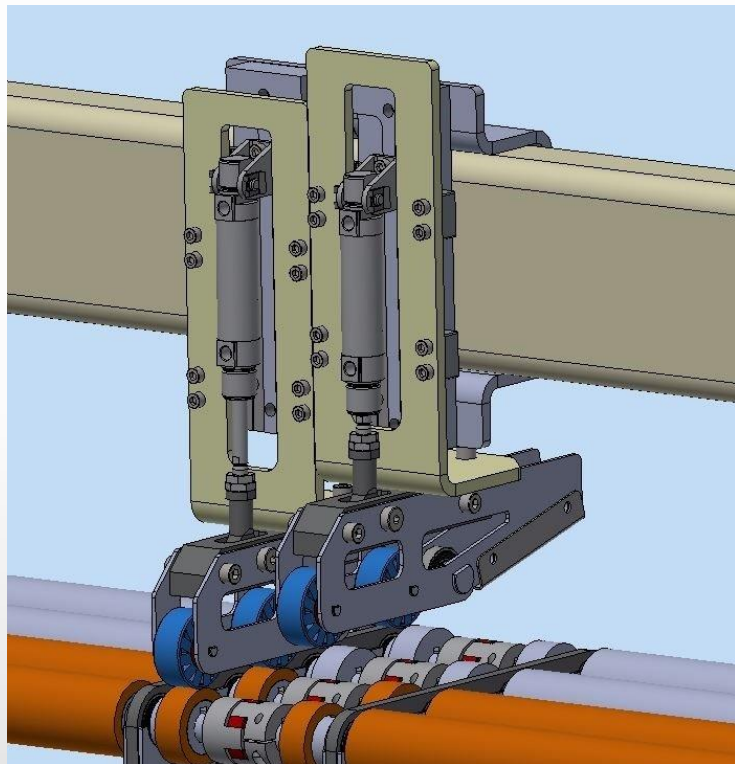


EASY MAINTENANCE ON THE SPRAY HEADS OF THE REOILER

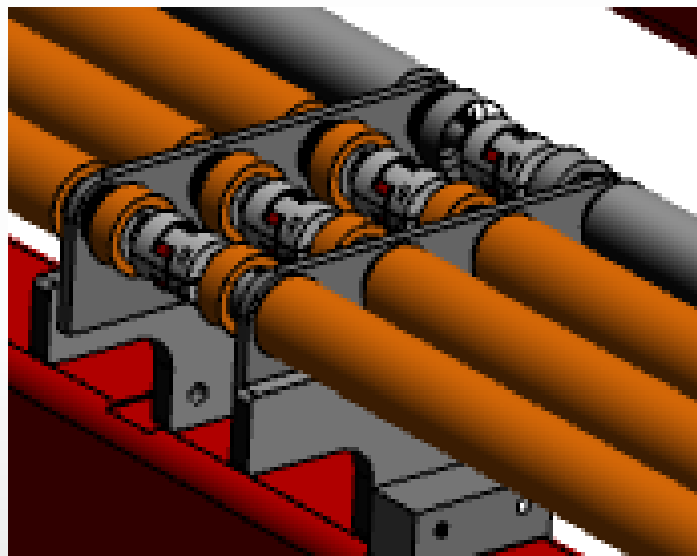


REOILER'S CLOSED AND EXTRACTABLE SPRAY HEADS

EASY MAINTENANCE ON THE CLEANER PINCH ROLLS AND OILER CONVEYOR



SINGLE MULTIPLE POLIRUETHANE SHAFTS
WITH EASY JOIN



UPPER CRUSHLESS WHEELS
WITH PNEUMATIC PRESSURE ADJUSTMENT
AND FAST OPENING



CLEANER

- ❖ Automatic brushes temperature check
- ❖ Suction filter feedback
- ❖ Minimum Ingromat tank level
- ❖ Maximum Ingromat tank level
- ❖ Automatic message for filters replacement

- ❖ Remote Assistance
- ❖ Preventive Maintenance Program
- ❖ Local service (7/24 on call service package)
- ❖ Dedicated mail for Service and Spares (80% available on stock)

REOILER

- ❖ Automatic oil valve test
- ❖ Automatic nozzle flow test
- ❖ Automatic nozzle temperature check
- ❖ Automatic oil pressure check
- ❖ Automatic spray air check
- ❖ Suction filter feedback
- ❖ Minimum oil tank level
- ❖ Maximum oil tank level
- ❖ Automatic message for filters replacement

NUMERO VERDE GRATUITO
800 947 397

NUMERO VERDE GRATUITO
+39 0371 070075


service@dietronic.eu

DieTronic

lubricating technology

**SOME
APPLICATIONS**





CECOMP

CECOMP S.P.A
COMBI 2000





PSA Peugeot Citröen Automobiles Maroc (KENITRA Plant) **COMBI 4000**





PSA
GROUPE

PSA Peugeot Citröen (SOCHAUX Plant)
COMBI 4200



**PROEMISA-
FORD ESPAÑA
(Valencia Plant)
COMBI 4000**

 **DieTronic**
lubrication system





HYUNDAI ROTEM (for KIA INDIA SOHARI PLANT) **COMBI 4200**

HYUNDAI
Rotem




HYUNDAI ROTEM
(for KIA INDIA SOHARI PLANT)
2° COMBI 4400

HYUNDAI
Rotem



PSA GROUP - OPEL ESPAÑA S.L.U.
(Zaragoza Plant) COMBI 4200

PSA GROUP -
OPEL ESPAÑA
S.L.U.
(Zaragoza Plant)
2° COMBI 4200




SEPARATE
BRUSHER
AND OILER
UNITS



SCHULER- VINFAST TRADING AND
PRODUCTION LLC (Haipong Plant)
ALCPX + BRUSH CLEANER 4200



SEPARATE BRUSHER AND OILER UNITS



General Motors

GENERAL MOTORS COMPANY
(Changwon Plant)
ALCPX + BRUSH CLEANER 4200



📍 Via Madre Teresa di Calcutta 9-13,
Z.I. Malpensata, 26866
Sant'Angelo Lodigiano (LO) – IT

☎ +39 0371 210 129
☎ +39 0371 214 321

✉ sales@dietronic.eu

💻 www.dietronic.eu &
www.tubesurface.com



NUMERO VERDE GRATUITO
800 947 397

NUMERO VERDE GRATUITO
+39 0371 070075

THANK YOU FOR YOUR ATTENTION